

(U) (S//REL) Final Report, Deployment Occupational and Environmental Health Site Assessment, Karshi-Khanabad Airbase, Karshi, Uzbekistan, 31 August – 11 September October 2004

(U) (FOUO) Table C-24 Site 2 TO-17 VOC Sampling Data, continued								
Field ID			UZE_K22_TO17_ 04248_P	UZE_K22_TO17_ 04248_C	UZE_K22_TO17_ 04248_FB	UZE_K22_TO17_ 04249_P	UZE_K22_TO17_ 04249_C	UZE_K22_TO17_ 04249_FB
Tube ID			C3101	C3671	C3172	C4329	C4239	C4472
Location			K2 (Site2)	K2 (Site2)	K2 (Site2)	K2 (Site2)	K2 (Site2)	K2 (Site2)
Collection Date			9/5/2004	9/5/2004	9/5/2004	9/6/2004	9/6/2004	9/6/2004
Parameter	CAS	Units	Concentration	Concentration	Concentration	Concentration	Concentration	Concentration
Bromochloromethane	74975	ug/m3	< 0.497	< 0.478	< 10	< 0.514	< 0.517	< 10
Bromodichloromethane	75274	ug/m3	< 0.497	< 0.478	< 10	< 0.514	< 0.517	< 10
Bromoform	75252	ug/m3	< 0.497	< 0.478	< 10	< 0.514	< 0.517	< 10
Carbon Tetrachloride	56235	ug/m3	< 0.497	0.53	< 10	< 0.514	< 0.517	< 10
Chlorobenzene	108907	ug/m3	< 0.497	< 0.478	< 10	< 0.514	< 0.517	< 10
Chloroform	67663	ug/m3	< 0.497	< 0.478	< 10	< 0.514	< 0.517	< 10
cis-1,2-Dichloroethene	156592	ug/m3	< 0.497	< 0.478	< 10	< 0.514	< 0.517	< 10
cis-1,3-Dichloropropene	10061015	ug/m3	< 0.497	< 0.478	< 10	< 0.514	< 0.517	< 10
Cyclohexane	110827	ug/m3	< 0.497	< 0.478	< 10	< 0.514	0.57	< 10
Cyclopentane	287923	ug/m3	7.5	5.7	< 10	< 0.514	1.3	< 10
Decane	124185	ug/m3	< 0.497	< 0.478	< 10	1.6	1.3	< 10
Dibromochloromethane	124481	ug/m3	< 0.497	< 0.478	< 10	< 0.514	< 0.517	< 10
Dibromomethane	74953	ug/m3	< 0.497	< 0.478	< 10	< 0.514	< 0.517	< 10
Ethylbenzene	100414	ug/m3	< 0.497	< 0.478	< 10	0.51	0.57	< 10
Hexachlorobutadiene	87683	ug/m3	< 0.497	< 0.478	< 10	< 0.514	< 0.517	< 10
Hexane	110543	ug/m3	0.75	0.91	< 10	1.9	2	< 10
Isooctane	540841	ug/m3	< 0.497	< 0.478	< 10	< 0.514	< 0.517	< 10
Isopropylbenzene	98828	ug/m3	< 0.497	< 0.478	< 10	< 0.514	< 0.517	< 10
m/p-Xylene	108383;10	ug/m3	< 0.497	< 0.478	< 10	1.3	1.4	< 10
Methyl Chloroform	71556	ug/m3	< 0.497	< 0.478	< 10	< 0.514	< 0.517	< 10
Methylcyclopentane	96377	ug/m3	< 0.497	< 0.478	< 10	< 0.514	< 0.517	< 10
Methylene Chloride	75092	ug/m3	4.2	1.9	< 10	FB > 25% of Sample	FB > 25% of Sample	0
n-Butylbenzene	104518	ug/m3	< 0.497	< 0.478	< 10	< 0.514	< 0.517	< 10
n-Propylbenzene	103651	ug/m3	< 0.497	< 0.478	< 10	< 0.514	< 0.517	< 10
o-Xylene	95476	ug/m3	< 0.497	< 0.478	< 10	0.57	0.57	< 10
sec-Butylbenzene	135988	ug/m3	< 0.497	< 0.478	< 10	< 0.514	< 0.517	< 10

(U) (~~S//REL~~) Final Report, Deployment Occupational and Environmental Health Site Assessment, Karshi-Khanabad Airbase, Karshi, Uzbekistan, 31 August – 11 September October 2004

(U) (FOUO) Table C-24 Site 2 TO-17 VOC Sampling Data, continued								
Field ID			UZE_K22_TO17_ 04248_P	UZE_K22_TO17_ 04248_C	UZE_K22_TO17_ 04248_FB	UZE_K22_TO17_ 04249_P	UZE_K22_TO17_ 04249_C	UZE_K22_TO17_ 04249_FB
Tube ID			C3101	C3671	C3172	C4329	C4239	C4472
Location			K2 (Site2)	K2 (Site2)	K2 (Site2)	K2 (Site2)	K2 (Site2)	K2 (Site2)
Collection Date			9/5/2004	9/5/2004	9/5/2004	9/6/2004	9/6/2004	9/6/2004
Parameter	CAS	Units	Concentration	Concentration	Concentration	Concentration	Concentration	Concentration
Styrene	100425	ug/m3	< 0.497	< 0.478	< 10	< 0.514	< 0.517	< 10
tert-Butylbenzene	98066	ug/m3	< 0.497	< 0.478	< 10	< 0.514	< 0.517	< 10
Tetrachloroethylene	127184	ug/m3	< 0.497	< 0.478	< 10	< 0.514	< 0.517	< 10
Toluene	108883	ug/m3	0.5	0.72	< 10	2	2.3	< 10
trans-1,2-Dichloroethene	156605	ug/m3	< 0.497	< 0.478	< 10	< 0.514	< 0.517	< 10
trans-1,3-Dichloropropene	10061026	ug/m3	< 0.497	< 0.478	< 10	< 0.514	< 0.517	< 10
Trichloroethene	79016	ug/m3	< 0.497	< 0.478	< 10	< 0.514	< 0.517	< 10

(U) (S//REL) Final Report, Deployment Occupational and Environmental Health Site Assessment, Karshi-Khanabad Airbase, Karshi, Uzbekistan, 31 August – 11 September October 2004

(U) (FOUO) Table C-25 Site 2 TO-17 VOC Sampling Data, continued								
Field ID			UZE_K22_TO17_04249_P	UZE_K22_TO17_04249_C	UZE_K22_TO17_04250_FB	UZE_K22_TO17_04250_FB	UZE_K22_TO17_04250_P	UZE_K22_TO17_04250_C
Tube ID			C4409	C4411	C4403	C4360	C4376	C4397
Location			K2 (Site2)	K2 (Site2)	K2 (Site2)	K2 (Site2)	K2 (Site2)	K2 (Site2)
Collection Date			9/6/2004	9/6/2004	9/7/2004	9/7/2004	9/7/2004	9/7/2004
Parameter	CAS	Units	Concentration	Concentration	Concentration	Concentration	Concentration	Concentration
1,1,1,2-Tetrachloroethane	630206	ug/m3	< 0.541	< 0.544	< 10	< 10	< 0.595	< 0.588
1,1,2,2-Tetrachloroethane	79345	ug/m3	< 0.541	< 0.544	< 10	< 10	< 0.595	< 0.588
1,1,2-Trichloroethane	79005	ug/m3	< 0.541	< 0.544	< 10	< 10	< 0.595	< 0.588
1,1-Dichloroethane	75343	ug/m3	< 0.541	< 0.544	< 10	< 10	< 0.595	< 0.588
1,1-Dichloroethene	75354	ug/m3	< 0.541	< 0.544	< 10	< 10	< 0.595	< 0.588
1,1-Dichloropropene	563586	ug/m3	< 0.541	< 0.544	< 10	< 10	< 0.595	< 0.588
1,2,3-Trichlorobenzene	87616	ug/m3	< 0.541	< 0.544	< 10	0	< 0.595	< 0.588
1,2,3-Trichloropropane	96184	ug/m3	< 0.541	< 0.544	< 10	< 10	< 0.595	< 0.588
1,2,4-Trichlorobenzene	120821	ug/m3	< 0.541	< 0.544	< 10	< 10	< 0.595	< 0.588
1,2,4-Trimethylbenzene	95636	ug/m3	0.54	< 0.544	< 10	< 10	< 0.595	< 0.588
1,2-Dibromo-3-chloropropane	96128	ug/m3	< 0.541	< 0.544	< 10	< 10	< 0.595	< 0.588
1,2-Dibromoethane	106934	ug/m3	< 0.541	< 0.544	< 10	< 10	< 0.595	< 0.588
1,2-Dichlorobenzene	95501	ug/m3	< 0.541	< 0.544	< 10	< 10	< 0.595	< 0.588
1,2-Dichloroethane	107062	ug/m3	< 0.541	< 0.544	< 10	< 10	< 0.595	< 0.588
1,2-Dichloropropane	78875	ug/m3	< 0.541	< 0.544	< 10	< 10	< 0.595	< 0.588
1,3,5-Trimethyl Benzene	108678	ug/m3	< 0.541	< 0.544	< 10	< 10	< 0.595	< 0.588
1,3-Dichlorobenzene	541731	ug/m3	< 0.541	< 0.544	< 10	< 10	< 0.595	< 0.588
1,3-Dichloropropane	142289	ug/m3	< 0.541	< 0.544	< 10	< 10	< 0.595	< 0.588
1,4-Dichlorobenzene	106467	ug/m3	< 0.541	< 0.544	< 10	< 10	< 0.595	< 0.588
2,2-Dichloropropane	594207	ug/m3	NIS	NIS	NIS	NIS	NIS	NIS
2-Chlorotoluene	95498	ug/m3	< 0.541	< 0.544	< 10	< 10	< 0.595	< 0.588
4-Chlorotoluene	106434	ug/m3	< 0.541	< 0.544	< 10	< 10	< 0.595	< 0.588
4-Isopropyltoluene	99876	ug/m3	< 0.541	< 0.544	< 10	< 10	< 0.595	< 0.588
Benzene	71432	ug/m3	1.6	1.5	< 10	< 10	0.71	0.76
Bromobenzene	108861	ug/m3	< 0.541	< 0.544	< 10	< 10	< 0.595	< 0.588

(U) (S//REL) Final Report, Deployment Occupational and Environmental Health Site Assessment, Karshi-Khanabad Airbase, Karshi, Uzbekistan, 31 August – 11 September October 2004

(U) (FOUO) Table C-25 Site 2 TO-17 VOC Sampling Data, continued								
Field ID			UZE_K22_TO17_04249_P	UZE_K22_TO17_04249_C	UZE_K22_TO17_04250_FB	UZE_K22_TO17_04250_FB	UZE_K22_TO17_04250_P	UZE_K22_TO17_04250_C
Tube ID			C4409	C4411	C4403	C4360	C4376	C4397
Location			K2 (Site2)	K2 (Site2)	K2 (Site2)	K2 (Site2)	K2 (Site2)	K2 (Site2)
Collection Date			9/6/2004	9/6/2004	9/7/2004	9/7/2004	9/7/2004	9/7/2004
Parameter	CAS	Units	Concentration	Concentration	Concentration	Concentration	Concentration	Concentration
Bromochloromethane	74975	ug/m3	< 0.541	< 0.544	< 10	< 10	< 0.595	< 0.588
Bromodichloromethane	75274	ug/m3	< 0.541	< 0.544	< 10	< 10	< 0.595	< 0.588
Bromoform	75252	ug/m3	< 0.541	< 0.544	< 10	< 10	< 0.595	< 0.588
Carbon Tetrachloride	56235	ug/m3	< 0.541	< 0.544	< 10	< 10	< 0.595	< 0.588
Chlorobenzene	108907	ug/m3	< 0.541	< 0.544	< 10	< 10	< 0.595	< 0.588
Chloroform	67663	ug/m3	< 0.541	< 0.544	< 10	< 10	< 0.595	< 0.588
cis-1,2-Dichloroethene	156592	ug/m3	< 0.541	< 0.544	< 10	< 10	< 0.595	< 0.588
cis-1,3-Dichloropropene	10061015	ug/m3	< 0.541	< 0.544	< 10	< 10	< 0.595	< 0.588
Cyclohexane	110827	ug/m3	1.5	0.71	< 10	< 10	< 0.595	< 0.588
Cyclopentane	287923	ug/m3	FB > 25% of Sample	FB > 25% of Sample	< 10	0	< 0.595	2.9
Decane	124185	ug/m3	0.87	0.82	< 10	< 10	< 0.595	< 0.588
Dibromochloromethane	124481	ug/m3	< 0.541	< 0.544	< 10	< 10	< 0.595	< 0.588
Dibromomethane	74953	ug/m3	< 0.541	< 0.544	< 10	< 10	< 0.595	< 0.588
Ethylbenzene	100414	ug/m3	< 0.541	< 0.544	< 10	< 10	< 0.595	< 0.588
Hexachlorobutadiene	87683	ug/m3	< 0.541	< 0.544	< 10	< 10	< 0.595	< 0.588
Hexane	110543	ug/m3	2.6	2.6	< 10	< 10	1.6	1.7
Isooctane	540841	ug/m3	< 0.541	< 0.544	< 10	< 10	< 0.595	< 0.588
Isopropylbenzene	98828	ug/m3	< 0.541	< 0.544	< 10	< 10	< 0.595	< 0.588
m/p-Xylene	108383;10	ug/m3	1.5	1.4	< 10	< 10	< 0.595	< 0.588
Methyl Chloroform	71556	ug/m3	< 0.541	< 0.544	< 10	< 10	< 0.595	< 0.588
Methylcyclopentane	96377	ug/m3	< 0.541	< 0.544	< 10	< 10	< 0.595	< 0.588
Methylene Chloride	75092	ug/m3	FB > 25% of Sample	FB > 25% of Sample	0	0	FB > 25% of Sample	FB > 25% of Sample
n-Butylbenzene	104518	ug/m3	< 0.541	< 0.544	< 10	< 10	< 0.595	< 0.588
n-Propylbenzene	103651	ug/m3	< 0.541	< 0.544	< 10	< 10	< 0.595	< 0.588
o-Xylene	95476	ug/m3	< 0.541	< 0.544	< 10	< 10	< 0.595	< 0.588

(U) (S//REL) Final Report, Deployment Occupational and Environmental Health Site Assessment, Karshi-Khanabad Airbase, Karshi, Uzbekistan, 31 August – 11 September October 2004

(U) (FOUO) Table C-25 Site 2 TO-17 VOC Sampling Data, continued								
Field ID			UZE_K22_TO17_ 04249_P	UZE_K22_TO17_ 04249_C	UZE_K22_TO17_ 04250_FB	UZE_K22_TO17_ 04250_FB	UZE_K22_TO17_ 04250_P	UZE_K22_TO17_ 04250_C
Tube ID			C4409	C4411	C4403	C4360	C4376	C4397
Location			K2 (Site2)	K2 (Site2)	K2 (Site2)	K2 (Site2)	K2 (Site2)	K2 (Site2)
Collection Date			9/6/2004	9/6/2004	9/7/2004	9/7/2004	9/7/2004	9/7/2004
Parameter	CAS	Units	Concentration	Concentration	Concentration	Concentration	Concentration	Concentration
sec-Butylbenzene	135988	ug/m3	< 0.541	< 0.544	< 10	< 10	< 0.595	< 0.588
Styrene	100425	ug/m3	< 0.541	< 0.544	< 10	< 10	< 0.595	< 0.588
tert-Butylbenzene	98066	ug/m3	< 0.541	< 0.544	< 10	< 10	< 0.595	< 0.588
Tetrachloroethylene	127184	ug/m3	< 0.541	< 0.544	< 10	< 10	< 0.595	< 0.588
Toluene	108883	ug/m3	2.5	2.4	< 10	< 10	1.1	1.1
trans-1,2-Dichloroethene	156605	ug/m3	< 0.541	< 0.544	< 10	< 10	< 0.595	< 0.588
trans-1,3-Dichloropropene	10061026	ug/m3	< 0.541	< 0.544	< 10	< 10	< 0.595	< 0.588
Trichloroethene	79016	ug/m3	< 0.541	< 0.544	< 10	< 10	< 0.595	< 0.588

(U) (S//REL) Final Report, Deployment Occupational and Environmental Health Site Assessment, Karshi-Khanabad Airbase, Karshi, Uzbekistan, 31 August – 11 September October 2004

(U) (FOUO) Table C-26 Site 2 TO-17 VOC Sampling Data, continued

Field ID			UZE_K22_TO17_04250_FB	UZE_K22_TO17_04250_C	UZE_K22_TO17_04250_P	UZE_K22_TO17_04252_TB
Tube ID			C4314	C4375	C4398	C4454
Location			K2 (Site2)	K2 (Site2)	K2 (Site2)	K2 (Site2)
Collection Date			9/7/2004	9/7/2004	9/7/2004	9/9/2004
Parameter	CAS	Units	Concentration	Concentration	Concentration	Concentration
1,1,1,2-Tetrachloroethane	630206	ug/m3	< 10	< 0.523	< 0.525	< 10
1,1,2,2-Tetrachloroethane	79345	ug/m3	< 10	< 0.523	< 0.525	< 10
1,1,2-Trichloroethane	79005	ug/m3	< 10	< 0.523	< 0.525	< 10
1,1-Dichloroethane	75343	ug/m3	< 10	< 0.523	< 0.525	< 10
1,1-Dichloroethene	75354	ug/m3	< 10	< 0.523	< 0.525	< 10
1,1-Dichloropropene	563586	ug/m3	< 10	< 0.523	< 0.525	< 10
1,2,3-Trichlorobenzene	87616	ug/m3	< 10	< 0.523	< 0.525	< 10
1,2,3-Trichloropropane	96184	ug/m3	< 10	< 0.523	< 0.525	< 10
1,2,4-Trichlorobenzene	120821	ug/m3	< 10	< 0.523	< 0.525	< 10
1,2,4-Trimethylbenzene	95636	ug/m3	< 10	< 0.523	< 0.525	< 10
1,2-Dibromo-3-chloropropane	96128	ug/m3	< 10	< 0.523	< 0.525	< 10
1,2-Dibromoethane	106934	ug/m3	< 10	< 0.523	< 0.525	< 10
1,2-Dichlorobenzene	95501	ug/m3	< 10	< 0.523	< 0.525	< 10
1,2-Dichloroethane	107062	ug/m3	< 10	< 0.523	< 0.525	< 10
1,2-Dichloropropane	78875	ug/m3	< 10	< 0.523	< 0.525	< 10
1,3,5-Trimethyl Benzene	108678	ug/m3	< 10	< 0.523	< 0.525	< 10
1,3-Dichlorobenzene	541731	ug/m3	< 10	< 0.523	< 0.525	< 10
1,3-Dichloropropane	142289	ug/m3	< 10	< 0.523	< 0.525	< 10
1,4-Dichlorobenzene	106467	ug/m3	< 10	< 0.523	< 0.525	< 10
2,2-Dichloropropane	594207	ug/m3	NIS	NIS	NIS	NIS
2-Chlorotoluene	95498	ug/m3	< 10	< 0.523	< 0.525	< 10
4-Chlorotoluene	106434	ug/m3	< 10	< 0.523	< 0.525	< 10
4-Isopropyltoluene	99876	ug/m3	< 10	< 0.523	< 0.525	< 10
Benzene	71432	ug/m3	< 10	0.73	0.63	< 10
Bromobenzene	108861	ug/m3	< 10	< 0.523	< 0.525	< 10
Bromochloromethane	74975	ug/m3	< 10	< 0.523	< 0.525	< 10
Bromodichloromethane	75274	ug/m3	< 10	< 0.523	< 0.525	< 10

(U) (S//REL) Final Report, Deployment Occupational and Environmental Health Site Assessment, Karshi-Khanabad Airbase, Karshi, Uzbekistan, 31 August – 11 September October 2004

(U) (FOUO) Table C-26 Site 2 TO-17 VOC Sampling Data, continued

Field ID			UZE_K22_TO17_04250_FB	UZE_K22_TO17_04250_C	UZE_K22_TO17_04250_P	UZE_K22_TO17_04252_TB
Tube ID			C4314	C4375	C4398	C4454
Location			K2 (Site2)	K2 (Site2)	K2 (Site2)	K2 (Site2)
Collection Date			9/7/2004	9/7/2004	9/7/2004	9/9/2004
Parameter	CAS	Units	Concentration	Concentration	Concentration	Concentration
Bromoform	75252	ug/m3	< 10	< 0.523	< 0.525	< 10
Carbon Tetrachloride	56235	ug/m3	< 10	< 0.523	< 0.525	< 10
Chlorobenzene	108907	ug/m3	< 10	< 0.523	< 0.525	< 10
Chloroform	67663	ug/m3	< 10	< 0.523	< 0.525	< 10
cis-1,2-Dichloroethene	156592	ug/m3	< 10	< 0.523	< 0.525	< 10
cis-1,3-Dichloropropene	10061015	ug/m3	< 10	< 0.523	< 0.525	< 10
Cyclohexane	110827	ug/m3	< 10	< 0.523	< 0.525	< 10
Cyclopentane	287923	ug/m3	< 10	< 0.523	< 0.525	< 10
Decane	124185	ug/m3	< 10	< 0.523	< 0.525	< 10
Dibromochloromethane	124481	ug/m3	< 10	< 0.523	< 0.525	< 10
Dibromomethane	74953	ug/m3	< 10	< 0.523	< 0.525	< 10
Ethylbenzene	100414	ug/m3	< 10	< 0.523	< 0.525	< 10
Hexachlorobutadiene	87683	ug/m3	< 10	< 0.523	< 0.525	< 10
Hexane	110543	ug/m3	< 10	0.94	1	< 10
Isooctane	540841	ug/m3	< 10	< 0.523	< 0.525	< 10
Isopropylbenzene	98828	ug/m3	< 10	< 0.523	< 0.525	< 10
m/p-Xylene	108383;10	ug/m3	< 10	< 0.523	< 0.525	< 10
Methyl Chloroform	71556	ug/m3	< 10	< 0.523	< 0.525	< 10
Methylcyclopentane	96377	ug/m3	< 10	< 0.523	< 0.525	< 10
Methylene Chloride	75092	ug/m3	0	FB > 25% of Sample	FB > 25% of Sample	0
n-Butylbenzene	104518	ug/m3	< 10	< 0.523	< 0.525	< 10
n-Propylbenzene	103651	ug/m3	< 10	< 0.523	< 0.525	< 10
o-Xylene	95476	ug/m3	< 10	< 0.523	< 0.525	< 10
sec-Butylbenzene	135988	ug/m3	< 10	< 0.523	< 0.525	< 10
Styrene	100425	ug/m3	< 10	< 0.523	< 0.525	< 10
tert-Butylbenzene	98066	ug/m3	< 10	< 0.523	< 0.525	< 10
Tetrachloroethylene	127184	ug/m3	< 10	< 0.523	< 0.525	< 10
Toluene	108883	ug/m3	< 10	0.84	0.89	< 10

(U) (S//REL) Final Report, Deployment Occupational and Environmental Health Site Assessment, Karshi-Khanabad Airbase, Karshi, Uzbekistan, 31 August – 11 September October 2004

(U) (FOUO) Table C-26 Site 2 TO-17 VOC Sampling Data, continued

Field ID			UZE_K22_TO17_04250_FB	UZE_K22_TO17_04250_C	UZE_K22_TO17_04250_P	UZE_K22_TO17_04252_TB
Tube ID			C4314	C4375	C4398	C4454
Location			K2 (Site2)	K2 (Site2)	K2 (Site2)	K2 (Site2)
Collection Date			9/7/2004	9/7/2004	9/7/2004	9/9/2004
Parameter	CAS	Units	Concentration	Concentration	Concentration	Concentration
trans-1,2-Dichloroethene	156605	ug/m3	< 10	< 0.523	< 0.525	< 10
trans-1,3-Dichloropropene	10061026	ug/m3	< 10	< 0.523	< 0.525	< 10
Trichloroethene	79016	ug/m3	< 10	< 0.523	< 0.525	< 10

(U) (FOUO) Table C-27 TO-17 VOC Site 2 Sampler Data

Field Identification Number	Sample Location	Collection Date	Tube Identification Number	Sample Duration	Invalid Sample? (Yes/No/Blank)
UZE_K22_TO17_04246_C	K2 (Site2)	9/3/2004	C3798	480	
UZE_K22_TO17_04246_P	K2 (Site2)	9/3/2004	C3972	476	
UZE_K22_TO17_04247_FB	K2 (Site2)	9/4/2004	C4413	1	Blank
UZE_K22_TO17_04246_FB	K2 (Site2)	9/4/2004	C3339	1	Blank
UZE_K22_TO17_04247_C	K2 (Site2)	9/4/2004	C3779	486	
UZE_K22_TO17_04247_C	K2 (Site2)	9/4/2004	C3162	475	
UZE_K22_TO17_04247_P	K2 (Site2)	9/4/2004	C4294	487	
UZE_K22_TO17_04247_P	K2 (Site2)	9/4/2004	C3978	473	
UZE_K22_TO17_04248_FB	K2 (Site2)	9/5/2004	C3172	-1440	
UZE_K22_TO17_04247_FB	K2 (Site2)	9/5/2004	C4198	1	Blank
UZE_K22_TO17_04248_FB	K2 (Site2)	9/5/2004	C4317	1	Blank
UZE_K22_TO17_04248_C	K2 (Site2)	9/5/2004	C4165	478	
UZE_K22_TO17_04248_C	K2 (Site2)	9/5/2004	C3671	482	
UZE_K22_TO17_04248_P	K2 (Site2)	9/5/2004	C4101	479	
UZE_K22_TO17_04248_P	K2 (Site2)	9/5/2004	C3101	484	
UZE_K22_TO17_04249_FB	K2 (Site2)	9/6/2004	C4472	1	Blank
UZE_K22_TO17_04249_C	K2 (Site2)	9/6/2004	C4411	477	
UZE_K22_TO17_04249_C	K2 (Site2)	9/6/2004	C4239	496	
UZE_K22_TO17_04249_P	K2 (Site2)	9/6/2004	C4329	498	

(U) (S//REL) Final Report, Deployment Occupational and Environmental Health Site Assessment, Karshi-Khanabad Airbase, Karshi, Uzbekistan, 31 August – 11 September October 2004

(U) (FOUO) Table C-27 TO-17 VOC Site 2 Sampler Data					
Field Identification Number	Sample Location	Collection Date	Tube Identification Number	Sample Duration	Invalid Sample? (Yes/No/Blank)
UZE_K22_TO17_04249_P	K2 (Site2)	9/6/2004	C4409	477	
UZE_K22_TO17_04250_FB	K2 (Site2)	9/7/2004	C4360	1	Blank
UZE_K22_TO17_04250_FB	K2 (Site2)	9/7/2004	C4403	1	Blank
UZE_K22_TO17_04250_FB	K2 (Site2)	9/7/2004	C4314	1	Blank
UZE_K22_TO17_04250_C	K2 (Site2)	9/7/2004	C4375	480	
UZE_K22_TO17_04250_C	K2 (Site2)	9/7/2004	C4397	419	
UZE_K22_TO17_04250_P	K2 (Site2)	9/7/2004	C4398	479	
UZE_K22_TO17_04250_P	K2 (Site2)	9/7/2004	C4376	418	
UZE_K22_TO17_04252_TB	K2 (Site2)	9/9/2004	C4454		Blank

~~DECLASSIFIED SECRET//REL USA, AUS, CAN, GBR, NZL//X1~~

(U) ~~(S//REL)~~ Final Report, Deployment Occupational and Environmental Health Site Assessment, Karshi-Khanabad Airbase, Karshi, Uzbekistan, 31 August – 11 September October 2004

(U) (FOUO) Table C-28 Water Sample Results.												
FIELD ID										UZH-KZ-01W-04250	UZH-KZ-02W-04250	UZH-K2-03W-04250
COUNTRY										Uzbekistan	Uzbekistan	Uzbekistan
LOCATION										K2	K2	K2
OPERATION										OEF	OEF	OEF
COLLECTION DATE												
PARAMETERS	CAS	Contaminant Class	UNITS	MEGs								
				< 7 Days		7 - 14 Days		> 14 Days - 1 Year				
				5 L/Day	15 L/Day	5 L/Day	15 L/Day	5 L/Day	15 L/Day			
Chloride	CL	Inorganics	mg/L	600	600	600	600	600	600	<5.0	<5.0	8.5
Bromate	15541454	Inorganics	mg/L	~	~	~	~	0.056	0.019	NA	NA	<0.4
Fluoride	7782414	Inorganics	mg/L	~	~	~	~	1.7	0.56	<0.1	<0.1	<0.1
Sulfate	SO4	Inorganics	mg/L	300	100	300	100	300	100	<5.0	<5.0	89.5
Nitrite/Nitrate-N	NO2NO3	Inorganics	mg/L N	35	12	35	12	22	7.5	0.42	0.39	8.65
Ammonia	7664417	Inorganics	mg/L N	30	30	30	30	4.2	1.4	NA	NA	0.069
Phosphate-P	14265442	Inorganics	mg/L P	~	~	~	~	2.0	0.70	NA	NA	<0.2
Asbestos by TEM (fibers > 10 um)	14265442	Inorganics	fibers/L	~	~	~	~	~	~	NA	NA	<9.5
Alkalinity, Total	TALK	Physical and Other parameters	mg/L CaCO3	see note below						16.3	25.3	298
Calculated hardness	CHARD	Physical and Other parameters		see note below						8.5	16	350
Color	COLOR	Physical and Other parameters	color unit	50	50	15	15	15	15	<5	5	<5
Ph	PH	Physical and Other parameters	pH Units	5-9	5-9	5-9	5-9	5-9	5-9	5.57	5.19	5.97
Specific Conductance	COND	Physical and Other parameters	umhos/cm	see note below						59.1	37	764
Total Dissolved Solids	TDS	Physical and Other parameters	mg/L	1000	1000	1000	1000	1000	1000	34	42	517
Turbidity	TURB	Physical and Other parameters	NTU	1.0	1.0	1.0	1.0	1.0	1.0	0.05	0.35	0.1
Aluminum	7429905	Metals	mg/L	~	~	~	~	28	9.3	0.235	0.35	0.009
Antimony	7440360	Metals	mg/L	0.006	0.002	0.006	0.002	0.0056	0.0019	<0.001	<0.001	<0.001
Arsenic	7440382	Metals	mg/L	0.30	0.10	0.060	0.020	0.0042	0.0014	<0.001	<0.001	<0.001
Barium	7440393	Metals	mg/L	0.98	0.33	0.98	0.33	0.98	0.33	0.156	0.14	0.053

~~DECLASSIFIED SECRET//REL USA, AUS, CAN, GBR, NZL//X1~~

(U) (S//REL) Final Report, Deployment Occupational and Environmental Health Site Assessment, Karshi-Khanabad Airbase, Karshi, Uzbekistan, 31 August – 11 September October 2004

(U) (FOUO) Table C-28 Water Sample Results.												
FIELD ID										UZB-KZ-01W-04250	UZB-KZ-02W-04250	UZB-KZ-03W-04250
COUNTRY										Uzbekistan	Uzbekistan	Uzbekistan
LOCATION										K2	K2	K2
OPERATION										OEF	OEF	OEF
COLLECTION DATE												
PARAMETERS	CAS	Contaminant Class	UNITS	MEGs								
				< 7 Days		7 - 14 Days		> 14 Days - 1 Year				
				5 L/Day	15 L/Day	5 L/Day	15 L/Day	5 L/Day	15 L/Day			
Beryllium	7440417	Metals	mg/L	36	12	36	12	0.020	0.0067	<0.0002	<0.0002	<0.0002
Boron	7440428	Metals	mg/L	5.6	1.9	1.3	0.42	2.8	0.93	NA	NA	<0.05
Cadmium	7440439	Metals	mg/L	0.06	0.02	0.06	0.02	0.0070	0.0023	<0.0002	<0.0002	<0.0002
Calcium	7440702	Metals	mg/L	~	~	~	~	500	170	3.3	2.05	98.7
Chromium	7440473	Metals	mg/L	2.0	0.70	2.0	0.70	0.30	0.10	<0.004	<0.004	<0.004
Copper	7440508	Metals	mg/L	~	~	~	~	0.42	0.14	0.311	0.97	0.006
Cyanide	151508	Metals	mg/L	6.0	2.0	6.0	2.0	0.28	0.090	<0.01	<0.01	<0.01
Iron	7439896	Metals	mg/L	~	~	~	~	4.2	1.4	<0.08	0.19	<0.08
Lead	7439921	Metals	mg/L	~	~	~	~	0.015	0.015	0.009	0.051	<0.001
Magnesium	7439954	Metals	mg/L	100	30	100	30	100	30	<0.08	1.7	25.2
Manganese	7439965	Metals	mg/L	~	~	~	~	2.0	0.65	<0.002	<0.002	<0.002
Mercury	7439976	Metals	mg/L	0.0028	0.00093	0.0028	0.00093	0.002	0.00067	<0.0002	<0.0002	<0.0002
Nickel	7440020	Metals	mg/L	1.0	0.50	1.0	0.50	0.28	0.093	<0.002	0.005	<0.002
Potassium	7440097	Metals	mg/L	~	~	~	~	~	~	NA	NA	2.12
Selenium	7782492	Metals	mg/L	~	~	~	~	0.070	0.023	<0.001	<0.001	0.002
Silver	7440224	Metals	mg/L	0.070	0.023	0.070	0.023	0.070	0.023	<0.005	<0.005	<0.005
Sodium	7440235	Metals	mg/L	60	60	60	60	60	60	3.7	3.8	12.9
Thallium	7440280	Metals	mg/L	0.010	0.0030	0.010	0.0030	0.00098	0.00033	<0.0002	<0.0002	<0.0002
Zinc	7440666	Metals	mg/L	8.4	2.8	8.4	2.8	4.0	1.3	0.104	0.788	0.007
1,1,1-Trichloroethane	71556	VOC	mg/L	140	47	56	19	0.49	0.16	<0.0005	<0.0005	<0.0005
1,1,2-Trichloroethane	79005	VOC	mg/L	0.80	0.30	0.50	0.20	0.50	0.019	<0.0005	<0.0005	<0.0005
1,1-Dichloroethene	75354	VOC	mg/L	2.8	1.0	1.4	0.50	0.13	0.042	<0.0005	<0.0005	<0.0005
1,2,4-Trichlorobenzene	120821	VOC	mg/L	0.20	0.060	0.20	0.060	0.14	0.047	<0.0005	<0.0005	<0.0005

(U) (S//REL) Final Report, Deployment Occupational and Environmental Health Site Assessment, Karshi-Khanabad Airbase, Karshi, Uzbekistan, 31 August - 11 September October 2004

(U) (FOUO) Table C-28 Water Sample Results.												
FIELD ID										UZH-KZ-01W-04250	UZH-KZ-02W-04250	UZH-KZ-03W-04250
COUNTRY										Uzbekistan	Uzbekistan	Uzbekistan
LOCATION										K2	K2	K2
OPERATION										OEF	OEF	OEF
COLLECTION DATE												
PARAMETERS	CAS	Contaminant Class	UNITS	MEGs								
				< 7 Days		7 - 14 Days		> 14 Days - 1 Year				
				5 L/Day	15 L/Day	5 L/Day	15 L/Day	5 L/Day	15 L/Day			
1,2-Dibromo-3-chloropropane	96128	VOC	mg/L	0.28	0.090	0.070	0.024	0.030	0.0090	<0.00001	<0.00001	<0.00001
1,2-Dibromoethane	106934	VOC	mg/L	0.010	0.0040	0.010	0.0040	0.0012	0.00040	<0.00002	<0.00002	<0.00002
1,2-Dichlorobenzene	95501	VOC	mg/L	13	4.2	13	4.2	1.3	0.42	<0.0005	<0.0005	<0.0005
1,2-Dichloroethane	107062	VOC	mg/L	1.0	0.30	1.0	0.30	0.28	0.093	<0.0005	<0.0005	<0.0005
1,2-Dichloropropane	78875	VOC	mg/L	1.4	0.47	1.4	0.47	0.98	0.33	<0.0005	<0.0005	<0.0005
1,4-Dichlorobenzene	106467	VOC	mg/L	15	5.0	15	5.0	5.6	1.9	<0.0005	0.0026	<0.0005
2-methoxy-2-methylpropane (MTBE)	1634044	VOC	mg/L	34	11	34	11	-	-	<0.0005	<0.0005	<0.0005
Benzene	71432	VOC	mg/L	0.30	0.10	0.30	0.10	0.042	0.014	<0.0005	<0.0005	<0.0005
Bromodichloromethane	75274	VOC	mg/L	8.4	2.8	8.4	2.8	0.30	0.10	<0.0005	0.0007	<0.0005
Bromoform	75252	VOC	mg/L	7.0	2.0	3.0	1.0	2.8	0.93	<0.0005	<0.0005	<0.0005
Carbon Tetrachloride	56235	VOC	mg/L	5.6	2.0	0.20	0.070	0.10	0.033	<0.0005	<0.0005	<0.0005
Chlorobenzene	108907	VOC	mg/L	3.0	1.0	3.0	1.0	0.28	0.093	<0.0005	<0.0005	<0.0005
Chloroform	67663	VOC	mg/L	6.0	2.0	6.0	2.0	1.4	0.50	0.0011	0.054	<0.0005
cis-1,2-Dichloroethene	156592	VOC	mg/L	5.6	2.0	4.5	1.5	4.2	1.4	<0.0005	<0.0005	<0.0005
Dibromochloromethane	124481	VOC	mg/L	8.4	2.8	8.4	2.8	1.1	0.37	<0.0005	<0.0005	<0.0005
Ethylbenzene	100414	VOC	mg/L	45	15	4.5	1.5	1.4	0.47	<0.0005	<0.0005	<0.0005
Total Xylene	108383;10	VOC	mg/L	60	20	60	20	40	13	<0.0005	<0.0005	<0.0005
Methylene Chloride	75092	VOC	mg/L	14	4.7	2.8	0.93	0.84	0.28	<0.0005	<0.0005	<0.0005
Styrene	100425	VOC	mg/L	30	10	3.0	1.0	2.8	0.93	<0.0005	<0.0005	<0.0005
Tetrachloroethylene	127184	VOC	mg/L	2.8	0.90	2.8	0.90	1.4	0.47	<0.0005	<0.0005	<0.0005
Toluene	108883	VOC	mg/L	30	10	3.0	1.0	3.0	1.0	<0.0005	<0.0005	<0.0005
trans-1,2-Dichloroethene	156605	VOC	mg/L	28	9.4	2.0	0.70	0.028	0.0093	<0.0005	<0.0005	<0.0005
Trichloroethene	79016	VOC	mg/L	2.8	0.90	2.8	0.90	0.10	0.033	<0.0005	<0.0005	<0.0005

(U) (S//REL) Final Report, Deployment Occupational and Environmental Health Site Assessment, Karshi-Khanabad Airbase, Karshi, Uzbekistan, 31 August – 11 September October 2004

(U) (FOUO) Table C-28 Water Sample Results.												
FIELD ID										UZB-KZ-01W-04250	UZB-KZ-02W-04250	UZB-K2-03W-04250
COUNTRY										Uzbekistan	Uzbekistan	Uzbekistan
LOCATION										K2	K2	K2
OPERATION										OEF	OEF	OEF
COLLECTION DATE												
PARAMETERS	CAS	Contaminant Class	UNITS	MEGs								
				< 7 Days		7 - 14 Days		> 14 Days - 1 Year				
				5 L/Day	15 L/Day	5 L/Day	15 L/Day	5 L/Day	15 L/Day			
Vinyl Chloride	75014	VOC	mg/L	3.6	1.2	3.6	1.2	0.042	0.014	<0.0005	<0.0005	<0.0005
Trihalomethanes, total	TTHM	VOC	mg/L	~	~	~	~	~	~	0.0011	0.055	<0.0005
Alachlor	15972608	Pesticides (OC/ON)/PCBs	mg/L	0.14	0.050	0.14	0.050	0.14	0.050	<0.001	<0.001	<0.0001
Aldrin	309002	Pesticides (OC/ON)/PCBs	mg/L	0.00040	0.00010	0.00040	0.00010	0.00040	0.00010	<0.0002	<0.0002	<0.00002
Atrazine	1912249	Pesticides (OC/ON)/PCBs	mg/L	0.70	0.23	0.70	0.23	0.49	0.16	<0.0002	<0.0002	<0.00002
Chlordane, Technical	12789036	Pesticides (OC/ON)/PCBs	mg/L	~	~	~	~	0.0070	0.0023	<0.001	<0.001	<0.0001
Dieldrin	60571	Pesticides (OC/ON)/PCBs	mg/L	0.00070	0.00023	0.00070	0.00023	0.00070	0.00020	<0.0002	<0.0002	<0.00002
Endrin	72208	Pesticides (OC/ON)/PCBs	mg/L	0.035	0.010	0.020	0.0070	0.0060	0.0020	<0.0002	<0.0002	<0.00002
gamma-BHC (Lindane)	58899	Pesticides (OC/ON)/PCBs	mg/L	0.60	0.20	0.60	0.20	0.0042	0.0014	<0.0002	<0.0002	<0.00002
Heptachlor	76448	Pesticides (OC/ON)/PCBs	mg/L	0.014	0.0050	0.014	0.0050	0.0070	0.0020	<0.0002	<0.0002	<0.00002
Heptachlor epoxide	1024573	Pesticides (OC/ON)/PCBs	mg/L	0.014	0.0050	~	~	0.00020	0.000060	<0.0002	<0.0002	<0.00002
Hexachlorobenzene	118741	Pesticides (OC/ON)/PCBs	mg/L	0.080	0.026	0.080	0.026	0.0040	0.0013	<0.001	<0.001	<0.0001
Hexachlorocyclopentadiene	77474	Pesticides (OC/ON)/PCBs	mg/L	~	~	~	~	1.4	0.47	<0.001	<0.001	<0.0001
Methoxychlor	72435	Pesticides (OC/ON)/PCBs	mg/L	0.080	0.030	0.080	0.030	0.070	0.023	<0.001	<0.001	<0.0001
Simazine	122349	Pesticides (OC/ON)/PCBs	mg/L	0.70	0.23	0.70	0.23	0.070	0.023	<0.001	<0.001	<0.0001
Toxaphene	8001352	Pesticides (OC/ON)/PCBs	mg/L	0.070	0.023	0.070	0.023	0.014	0.0050	<0.001	<0.001	<0.0001
2,4,5-TP	93721	Herbicides (Acid)-Deployment	mg/L	0.30	0.090	0.30	0.090	0.11	0.037	<0.012	<0.020	<0.0001

(U) (S//REL) Final Report, Deployment Occupational and Environmental Health Site Assessment, Karshi-Khanabad Airbase, Karshi, Uzbekistan, 31 August - 11 September October 2004

(U) (FOUO) Table C-28 Water Sample Results												
FIELD ID										UZH-KZ-01W-04250	UZH-KZ-02W-04250	UZH-K2-03W-04250
COUNTRY										Uzbekistan	Uzbekistan	Uzbekistan
LOCATION										K2	K2	K2
OPERATION										OEF	OEF	OEF
COLLECTION DATE												
PARAMETERS	CAS	Contaminant Class	UNITS	MEGs								
				< 7 Days		7 - 14 Days		> 14 Days - 1 Year				
				5 L/Day	15 L/Day	5 L/Day	15 L/Day	5 L/Day	15 L/Day			
2,4-D	94757	Herbicides (Acid)-Deployment	mg/L	1.5	0.50	0.40	0.14	0.14	0.050	<0.012	<0.020	0.0008
Dalapon	75990	Herbicides (Acid)-Deployment	mg/L	4.2	1.4	4.2	1.4	0.42	0.14	NA	NA	<1.0
Dinoseb	88857	Herbicides (Acid)-Deployment	mg/L	0.42	0.14	0.42	0.14	0.014	0.0050	<0.0075	<0.013	<0.0001
Pentachlorophenol	87865	Herbicides (Acid)-Deployment	mg/L	1.4	0.5	0.40	0.14	0.014	0.0047	<0.001	<0.002	<0.0001
Pictoram	1918021	Herbicides (Acid)-Deployment	mg/L	28	9.4	28	9.4	0.98	0.33	<0.012	<0.020	<0.0001
Endothall	145733	Herbicides (Acid)-Deployment	mg/L	1.1	0.40	1.1	0.40	0.28	0.093	NA	NA	<9.0
3-Hydroxycarbofuran	16655826	Glyphosate/Carbamates	mg/L	~	~	~	~	~	~	<0.0001	<0.0001	<0.0001
Aldicarb	116063	Glyphosate/Carbamates	mg/L	0.01	0.005	0.01	0.005	0.01	0.005	<0.0001	<0.0001	<0.0001
Aldicarb sulfone	1646884	Glyphosate/Carbamates	mg/L	0.01	0.005	0.01	0.005	0.01	0.005	<0.0001	<0.0001	<0.0001
Aldicarb sulfoxide	1646873	Glyphosate/Carbamates	mg/L	0.01	0.005	0.01	0.005	0.01	0.005	<0.0001	<0.0001	<0.0001
Baygon (Propoxur)	114261	Glyphosate/Carbamates	mg/L	0.06	0.02	0.06	0.02	0.06	0.02	<0.0001	<0.0001	<0.0001
Carbaryl (Sevin)	63252	Glyphosate/Carbamates	mg/L	1.4	0.50	1.4	0.50	1.4	0.47	<0.0001	<0.0001	<0.0001
Carbofuran	1563662	Glyphosate/Carbamates	mg/L	0.07	0.02	0.07	0.02	0.07	0.02	<0.0001	<0.0001	<0.0001
Methiocarb	2032657	Glyphosate/Carbamates	mg/L	~	~	~	~	~	~	<0.0001	<0.0001	<0.0001
Methomyl	16752775	Glyphosate/Carbamates	mg/L	0.42	0.14	0.42	0.14	0.35	0.12	<0.0001	<0.0001	<0.0001
Oxamyl	23135220	Glyphosate/Carbamates	mg/L	0.35	0.10	0.35	0.10	0.35	0.10	<0.0001	<0.0001	<0.0001
Acenaphthene	83329	SVOC	mg/L	~	~	~	~	8.4	2.8	<0.0004	<0.0004	<0.00004
Acenaphthylene	208968	SVOC	mg/L	~	~	~	~	4.2	1.4	<0.0004	<0.0004	<0.00004
Alachlor	15972608	SVOC	mg/L	0.14	0.05	0.14	0.05	0.14	0.05	<0.001	<0.001	<0.1
Anthracene	120127	SVOC	mg/L	~	~	~	~	140	47	<0.0002	<0.0002	<0.00002
Benzo(a)anthracene	56553	SVOC	mg/L	~	~	~	~	0.14	0.05	<0.0002	<0.0002	<0.00002

DECLASSIFIED SECRET//REL USA, AUS, CAN, GBR, NZL//X1

(U) (S//REL) Final Report, Deployment Occupational and Environmental Health Site Assessment, Karshi-Khanabad Airbase, Karshi, Uzbekistan, 31 August – 11 September October 2004

(U) (FOUO) Table C-28 Water Sample Results.												
FIELD ID										UZB-KZ-01W-04250	UZB-KZ-02W-04250	UZB-KZ-03W-04250
COUNTRY										Uzbekistan	Uzbekistan	Uzbekistan
LOCATION										K2	K2	K2
OPERATION										OEF	OEF	OEF
COLLECTION DATE												
PARAMETERS	CAS	Contaminant Class	UNITS	MEGs								
				< 7 Days		7 - 14 Days		> 14 Days - 1 Year				
				5 L/Day	15 L/Day	5 L/Day	15 L/Day	5 L/Day	15 L/Day			
Benzo(a)pyrene	50328	SVOC	mg/L	~	~	~	~	0.01	0.005	<0.0002	<0.0002	<0.000003
Benzo(b)fluoranthene	205992	SVOC	mg/L	~	~	~	~	0.14	0.05	<0.0002	<0.0002	<0.00002
Benzo(g,h,i)perylene	191242	SVOC	mg/L	~	~	~	~	~	~	<0.0002	<0.0002	<0.00002
Benzo(k)fluoranthene	207089	SVOC	mg/L	~	~	~	~	1.4	0.47	<0.0002	<0.0002	<0.00002
Chrysene	218019	SVOC	mg/L	~	~	~	~	4.2	1.4	<0.0002	<0.0002	<0.00002
Dibenz(a,h)anthracene	53703	SVOC	mg/L	~	~	~	~	~	~	<0.0002	<0.0002	<0.00002
Fluoranthene	206440	SVOC	mg/L	~	~	~	~	5.6	1.9	<0.0002	<0.0002	<0.00002
Fluorene	86737	SVOC	mg/L	~	~	~	~	5.6	1.9	<0.0002	<0.0002	<0.00002
Indeno(1,2,3-cd)pyrene	193395	SVOC	mg/L	~	~	~	~	~	~	<0.0002	<0.0002	<0.00002
Naphthalene	91203	SVOC	mg/L	0.74	0.25	0.74	0.25	0.50	0.17	<0.0004	<0.0004	<0.00004
Pentachlorophenol	87865	SVOC	mg/L	1.4	0.50	0.4	0.14	0.014	0.0047	<0.001	<0.002	<0.0001
Phenanthrene	85018	SVOC	mg/L	~	~	~	~	4.2	1.4	<0.0002	<0.0002	<0.00002
Pyrene	129000	SVOC	mg/L	~	~	~	~	4.2	1.4	<0.0002	<0.0002	<0.00002
Alpha Counting Uncertainty		Rad	pCi/L	~	~	~	~	~	~	0.8	1.21	4
Alpha Minimum Detectable Conc.		Rad	pCi/L	~	~	~	~	~	~	0.9	0.89	1.48
Alpha Sample Activity		Rad	pCi/L	~	~	~	~	~	~	0.71	1.63	10.8
Beta Counting Uncertainty		Rad	pCi/L	~	~	~	~	~	~	1.66	1.57	1.54
Beta Minimum Detectable Conc.		Rad	pCi/L	~	~	~	~	~	~	2	1.99	1.47
Beta Sample Activity		Rad	pCi/L	~	~	~	~	~	~	0.4	-0.17	2.67

NOTES:

(U) (~~S//REL~~) Final Report, Deployment Occupational and Environmental Health Site Assessment, Karshi-Khanabad Airbase, Karshi, Uzbekistan, 31 August – 11 September October 2004

(U) Alkalinity, Total - Alkalinity is a measure of water's ability to neutralize acids, and so is related to pH. Alkalinity is useful for determining water treatment, softening and corrosion control needs, but is not directly associated with specific health concerns, [so] there is no hazard severity associated with alkalinity and it cannot be used to assess health risk. It results primarily from dissolving limestone or dolomite* minerals in the aquifer. Alkalinity and total hardness are usually nearly equal in concentration (when they are both reported in mg/L CaCO₃ (calcium carbonate)), because they form from the same minerals. The lower the alkalinity, the more likely water is to be corrosive. High alkalinity water (greater than 150 mg/L) may contribute to scale (lime) buildup in plumbing.

(U) Calculated hardness - Hardness in water is caused mostly by dissolved calcium and magnesium, primarily the result of dissolving limestone or dolomite from soil and rock materials. Hard water is considered beneficial to health. However, high hardness can cause aesthetic problems such as lime buildup (scaling) in pipes and water heaters. It also reacts with soap to form a "scum", decreasing the cleaning ability of the soap and increasing bathtub ring and greying of white laundry (values near 150 mg/L are ideal from an aesthetic viewpoint). Water that is too 'soft' will be more corrosive as reflected by pH. While this parameter may be useful for determining water treatment, softening and corrosion control needs, it is not directly associated with specific health concerns, [so] there is no hazard severity associated with water hardness and it cannot be used to assess health risk.

(U) Specific conductance - The specific conductance indicates the degree of mineralization present in the water (and thus is proportional to TDS). Its measurement reflects capacity of water to conduct an electric current and is not associated with specific health concerns, [so] there is no hazard severity associated with specific conductance and it cannot be used to assess health risk.

~ MEG not currently established

NA – not analyzed for in sample

All samples received at temperature greater than 4.0° C.

Blank vials for sample -03W contained air bubbles and there were bubbles in the glyphosate bottles.

Endothal samples exceeded sample holding times.

DECLASSIFIED SECRET//REL USA, AUS, CAN, GBR, NZL//X1

(U) (S//REL) Final Report, Deployment Occupational and Environmental Health Site Assessment, Karshi-Khanabad Airbase, Karshi, Uzbekistan, 31 August – 11 September October 2004

(U) (FOUO) Table C-29 Soil Sample Results										
FIELD ID				UZB-K2-01S-04247	UZB-K2-02S-04247	UZB-K2-03S-04247	UZB-K2-04S-04247	UZB-K2-05S-04247	UZB-K2-06S-04247	UZB-K2-07S-04247
COUNTRY				Uzbekistan	Uzbekistan	Uzbekistan	Uzbekistan	Uzbekistan	Uzbekistan	Uzbekistan
LOCATION				K2	K2	K2	K2	K2	K2	K2
OPERATION				OEF	OEF	OEF	OEF	OEF	OEF	OEF
COLLECTION DATE				4-Sep-04	4-Sep-04	4-Sep-04	4-Sep-04	4-Sep-04	4-Sep-04	4-Sep-04
PARAMETERS	CAS	UNITS	MEGs							
Arsenic	7440382	mg/kg	1100	NA	8	5.3	5.3	6.8	6.1	7
Barium	7440393	mg/Kg	18000	84	85	82	87	84	88	86
Beryllium	7440417	mg/kg	16000	0.56	<0.5	0.54	0.55	0.68	0.62	0.55
Cadmium	7440439	mg/kg	130	<0.5	<0.5	<0.5	<0.5	<0.5	<0.5	<0.5
Chromium (total)	7440473	mg/kg	5700	20	18	19	19	23	22	19
Cobalt	7440484	mg/kg	4100	6.7	5.3	6.3	6.5	6.8	5.5	7
Copper	7440508	mg/kg	11000	13	17	11	15	14	13	12
Lead	7439921	mg/kg	2200	8.9	7.3	9.4	9.5	12	10	10
Manganese	7439965	mg/kg	5500	391	321	379	351	381	367	361
Mercury (inorganic)	7439976	mg/kg	33	<0.1	<0.1	<0.1	<0.1	<0.1	<0.1	<0.1
Molybdenum	7439987	mg/kg	1300	<5	<5	<5	<5	<5	<5	<5
Nickel	7440020	mg/kg	5300	20	15	19	24	21	20	19
Selenium	7782492	mg/kg	1300	<5	<5	<5	<5	<5	<5	<5
Silver	7440224	mg/kg	1300	<0.5	<0.5	<0.5	<0.5	<0.5	<0.5	<0.5
Zinc	7440666	mg/kg	69000	42	40	44	44	49	51	51
Aldrin	309002	mg/kg	3.0	<0.02	<0.02	<0.02	<0.02	<0.02	<0.02	<0.02
alpha-BHC	319846	mg/kg	~	<0.02	<0.02	<0.02	<0.02	<0.02	<0.02	<0.02
alpha-Chlordane	5103719	mg/kg	~							
PCB No. 101	37680732	mg/kg	2100	<0.0005	<0.0005	<0.0005	<0.0005	<0.0005	<0.0005	<0.0005
PCB No. 138	35065282	mg/kg	2100	<0.0005	<0.0005	<0.0005	<0.0005	<0.0005	<0.0005	<0.0005
PCB No. 153	35065271	mg/kg	2100	<0.0005	<0.0005	<0.0005	<0.0005	<0.0005	<0.0005	<0.0005
PCB No. 180	35065293	mg/kg	2100	<0.0005	<0.0005	<0.0005	<0.0005	<0.0005	<0.0005	<0.0005
PCB No. 28	7012375	mg/kg	2100	<0.0005	<0.0005	<0.0005	<0.0005	<0.0005	<0.0005	<0.0005
PCB No. 52	36593993	mg/kg	2100	<0.0005	<0.0005	<0.0005	<0.0005	<0.0005	<0.0005	<0.0005

(U) (S//REL) Final Report, Deployment Occupational and Environmental Health Site Assessment, Karshi-Khanabad Airbase, Karshi, Uzbekistan, 31 August – 11 September October 2004

(U) (FOUO) Table C-29 Soil Sample Results										
FIELD ID				UZH-K2-01S-04247	UZH-K2-02S-04247	UZH-K2-03S-04247	UZH-K2-04S-04247	UZH-K2-05S-04247	UZH-K2-06S-04247	UZH-K2-07S-04247
COUNTRY				Uzbekistan	Uzbekistan	Uzbekistan	Uzbekistan	Uzbekistan	Uzbekistan	Uzbekistan
LOCATION				K2	K2	K2	K2	K2	K2	K2
OPERATION				OEF	OEF	OEF	OEF	OEF	OEF	OEF
COLLECTION DATE				4-Sep-04	4-Sep-04	4-Sep-04	4-Sep-04	4-Sep-04	4-Sep-04	4-Sep-04
PARAMETERS	CAS	UNITS	MEGs							
Total PCB/German Oil Waste Reg	PCB	mg/kg	2100	<0.003	<0.003	<0.003	<0.003	<0.003	<0.003	<0.003
Atrazine	1912249	mg/kg	~	<0.02	<0.02	<0.02	<0.02	<0.02	<0.02	<0.02
Azinophos, ethyl	2642719	mg/kg	~	<0.1	<0.1	<0.1	<0.1	<0.1	<0.1	<0.1
beta-BHC	319857	mg/kg	~	<0.02	<0.02	<0.02	<0.02	<0.02	<0.02	<0.02
Chlorfenvinphos	470906	mg/kg	~	<0.1	<0.1	<0.1	<0.1	<0.1	<0.1	<0.1
delta-BHC	319868	mg/kg	~	<0.02	<0.02	<0.02	<0.02	<0.02	<0.02	<0.02
Dieldrin	60571	mg/kg	5.2	<0.02	<0.02	<0.02	<0.02	<0.02	<0.02	<0.02
Dimethoate	60515	mg/kg	~	<0.1	<0.1	<0.1	<0.1	<0.1	<0.1	<0.1
gamma-BHC (Lindane)	58899	mg/kg	560	<0.02	<0.02	<0.02	<0.02	<0.02	<0.02	<0.02
Heptachlor	76448	mg/kg	52	<0.02	<0.02	<0.02	<0.02	<0.02	<0.02	<0.02
Heptachlor epoxide	1024573	mg/kg	1.5	<0.02	<0.02	<0.02	<0.02	<0.02	<0.02	<0.02
Hexachlorobenzene	118741	mg/kg	31	<0.02	<0.02	<0.02	<0.02	<0.02	<0.02	<0.02
Methoxychlor	72435	mg/kg	~	<0.05	<0.05	<0.05	<0.05	<0.05	<0.05	<0.05
o,p'-DDD	53190	mg/kg	~	<0.05	<0.05	<0.05	<0.05	<0.05	<0.05	<0.05
o,p'-DDE	3424826	mg/kg	52	<0.05	<0.05	<0.05	<0.05	<0.05	<0.05	<0.05
o,p'-DDT	789026	mg/kg	52	<0.05	<0.05	<0.05	<0.05	<0.05	<0.05	<0.05
p,p'-DDD	72548	mg/kg	~	<0.05	<0.05	<0.05	<0.05	<0.05	<0.05	<0.05
p,p'-DDE	72559	mg/kg	52	<0.05	<0.05	<0.05	<0.05	<0.05	<0.05	<0.05
p,p'-DDT	50293	mg/kg	52	<0.05	<0.05	<0.05	<0.05	<0.05	<0.05	<0.05
Parathionethyl	56382	mg/kg	~	<0.1	<0.1	<0.1	<0.1	<0.1	<0.1	<0.1
Parathionmethyl	298000	mg/kg	310	<0.1	<0.1	<0.1	<0.1	<0.1	<0.1	<0.1
Simazine	122349	mg/kg	520	<0.02	<0.02	<0.02	<0.02	<0.02	<0.02	<0.02
2-(2,4,5-Trichlorophenoxy) propionic acid (2,4,5-TP)	93721	mg/kg	~	<0.05	<0.05	<0.05	<0.05	<0.05	0.07	<0.05
2,4-Dichlorophenoxyacetic Acid (2,4-D)	94757	mg/kg	1000	<0.05	<0.05	<0.05	<0.05	<0.05	<0.05	<0.05
2-(2-Methyl-4-chlorophenoxy) propionic	93652	mg/kg	100	<0.05	<0.05	<0.05	<0.05	<0.05	<0.05	<0.05

DECLASSIFIED SECRET//REL USA, AUS, CAN, GBR, NZL//X1

(U) (S//REL) Final Report, Deployment Occupational and Environmental Health Site Assessment, Karshi-Khanabad Airbase, Karshi, Uzbekistan, 31 August – 11 September October 2004

(U) (FOUO) Table C-29 Soil Sample Results										
FIELD ID				UZH-K2-01S-04247	UZH-K2-02S-04247	UZH-K2-03S-04247	UZH-K2-04S-04247	UZH-K2-05S-04247	UZH-K2-06S-04247	UZH-K2-07S-04247
COUNTRY				Uzbekistan	Uzbekistan	Uzbekistan	Uzbekistan	Uzbekistan	Uzbekistan	Uzbekistan
LOCATION				K2	K2	K2	K2	K2	K2	K2
OPERATION				OEF	OEF	OEF	OEF	OEF	OEF	OEF
COLLECTION DATE				4-Sep-04	4-Sep-04	4-Sep-04	4-Sep-04	4-Sep-04	4-Sep-04	4-Sep-04
PARAMETERS	CAS	UNITS	MEGs							
acid (MCP)										
1-Methylnaphthalene	90120	mg/kg	2.6	<0.01	<0.01	<0.01	0.08	<0.01	<0.01	<0.01
2-Methylnaphthalene	91576	mg/kg	2.6	<0.01	<0.01	<0.01	0.16	<0.01	<0.01	<0.01
Acenaphthene	83329	mg/kg	1300	<0.01	<0.01	<0.01	<0.01	<0.01	<0.01	<0.01
Acenaphthylene	208968	mg/kg	~	<0.01	<0.01	<0.01	<0.01	<0.01	<0.01	<0.01
Anthracene	120127	mg/kg	6.1	<0.01	<0.01	<0.01	0.02	<0.01	<0.01	<0.01
Benzo(a)anthracene	56553	mg/kg	2500	<0.01	<0.01	<0.01	0.01	<0.01	<0.01	<0.01
Benzo(a)pyrene	50328	mg/kg	250	<0.01	<0.01	<0.01	<0.01	<0.01	<0.01	<0.01
Benzo(b)fluoranthene	205992	mg/kg	2500	<0.01	<0.01	<0.01	<0.01	<0.01	<0.01	<0.01
Benzo(g,h,i)perylene	191242	mg/kg	~	<0.01	<0.01	<0.01	<0.01	<0.01	<0.01	<0.01
Benzo(k)fluoranthene	207089	mg/kg	3100	<0.01	<0.01	<0.01	<0.01	<0.01	<0.01	<0.01
Chrysene	218019	mg/kg	3100	<0.01	<0.01	<0.01	0.07	<0.01	<0.01	<0.01
Dibenz(a,h)anthracene	53703	mg/kg	~	<0.01	<0.01	<0.01	<0.01	<0.01	<0.01	<0.01
Fluoranthene	206440	mg/kg	42000	<0.01	0.02	<0.01	0.05	<0.01	0.01	<0.01
Fluorene	86737	mg/kg	90	<0.01	<0.01	<0.01	0.03	<0.01	<0.01	<0.01
Hexachlorobenzene	118741	mg/kg	31	<0.02	<0.02	<0.02	<0.02	<0.02	<0.02	<0.02
Indeno(1,2,3-cd)pyrene	193395	mg/kg	1000	<0.01	<0.01	<0.01	<0.01	<0.01	<0.01	<0.01
Naphthalene	91203	mg/kg	220	<0.01	<0.01	<0.01	0.06	<0.01	<0.01	<0.01
Pentachlorophenol	87865	mg/kg	3100	<0.05	<0.05	<0.05	<0.05	<0.05	<0.05	<0.05
Phenanthrene	85018	mg/kg	270	<0.01	0.01	<0.01	0.09	<0.01	0.05	<0.01
Pyrene	129000	mg/kg	31000	<0.01	0.01	<0.01	0.06	<0.01	0.02	<0.01
TPH	TPH	mg/kg		<20	72	100	NA	62	310	72

(U) (S//REL) Final Report, Deployment Occupational and Environmental Health Site Assessment, Karshi-Khanabad Airbase, Karshi, Uzbekistan, 31 August – 11 September October 2004

(U) (FOUO) Table C-30 Soil Sample Results, continued.									
FIELD ID				UZH-K2-08S-04247	UZH-K2-01S-04248	UZH-K2-02S-04248	UZH-K2-03S-04248	UZH-K2-04S-04248	UZH-K2-05S-04248
COUNTRY				Uzbekistan	Uzbekistan	Uzbekistan	Uzbekistan	Uzbekistan	Uzbekistan
LOCATION				K2	K2	K2	K2	K2	K2
COLLECTION DATE				4-Sep-04	5-Sep-04	5-Sep-04	5-Sep-04	5-Sep-04	5-Sep-04
PARAMETERS	CAS	UNITS	MEGs						
Arsenic	7440382	mg/kg	1100	6.2	8.2	5.1	6.3	5.4	6.4
Barium	7440393	mg/Kg	18000	91	87	67	89	70	80
Beryllium	7440417	mg/kg	16000	0.55	0.58	<0.5	0.61	0.55	<0.5
Cadmium	7440439	mg/kg	130	<0.5	<0.5	<0.5	<0.5	<0.5	0.78
Chromium (total)	7440473	mg/kg	5700	19	20	15	21	18	18
Cobalt	7440484	mg/kg	4100	6.1	6.5	<5	6.2	6.3	5.2
Copper	7440508	mg/kg	11000	13	12	13	17	13	13
Lead	7439921	mg/kg	2200	10	9.5	7	11	10	10
Manganese	7439965	mg/kg	5500	371	358	284	374	325	318
Mercury (inorganic)	7439976	mg/kg	33	<0.1	<0.1	<0.1	<0.1	<0.1	<0.1
Molybdenum	7439987	mg/kg	1300	<5	<5	<5	<5	<5	<5
Nickel	7440020	mg/kg	5300	18	19	14	20	18	17
Selenium	7782492	mg/kg	1300	<5	<5	<5	<5	<5	<5
Silver	7440224	mg/kg	1300	<0.5	<0.5	<0.5	<0.5	<0.5	<0.5
Zinc	7440666	mg/kg	69000	44	44	38	50	42	50
Aldrin	309002	mg/kg	3.0	<0.02	<0.02	<0.02	<0.02	<0.02	<0.02
alpha-BHC	319846	mg/kg	~	<0.02	<0.02	<0.02	<0.02	<0.02	<0.02
alpha-Chlordane	5103719	mg/kg	~						
PCB No. 101	37680732	mg/kg	2100	<0.0005	<0.0005	<0.0005	<0.0005	<0.0005	0.0066
PCB No. 138	35065282	mg/kg	2100	<0.0005	<0.0005	<0.0005	<0.0005	<0.0005	0.01
PCB No. 153	35065271	mg/kg	2100	<0.0005	<0.0005	<0.0005	<0.0005	<0.0005	0.0062
PCB No. 180	35065293	mg/kg	2100	<0.0005	<0.0005	<0.0005	<0.0005	<0.0005	0.0013
PCB No. 28	7012375	mg/kg	2100	<0.0005	<0.0005	<0.0005	<0.0005	<0.0005	<0.0005
PCB No. 52	36593993	mg/kg	2100	<0.0005	<0.0005	<0.0005	<0.0005	<0.0005	0.0023
Total PCB/German Oil Waste Reg	PCB	mg/kg	2100	<0.003	<0.003	<0.003	<0.003	<0.003	0.0264

(U) (S//REL) Final Report, Deployment Occupational and Environmental Health Site Assessment, Karshi-Khanabad Airbase, Karshi, Uzbekistan, 31 August – 11 September October 2004

(U) (FOUO) Table C-30 Soil Sample Results, continued.									
FIELD ID				UZH-K2-08S-04247	UZH-K2-01S-04248	UZH-K2-02S-04248	UZH-K2-03S-04248	UZH-K2-04S-04248	UZH-K2-05S-04248
COUNTRY				Uzbekistan	Uzbekistan	Uzbekistan	Uzbekistan	Uzbekistan	Uzbekistan
LOCATION				K2	K2	K2	K2	K2	K2
COLLECTION DATE				4-Sep-04	5-Sep-04	5-Sep-04	5-Sep-04	5-Sep-04	5-Sep-04
PARAMETERS	CAS	UNITS	MEGs						
Atrazine	1912249	mg/kg	~	<0.02	<0.02	<0.02	<0.02	<0.02	<0.02
Azinophos, ethyl	2642719	mg/kg	~	<0.1	<0.1	<0.1	<0.1	<0.1	<0.1
beta-BHC	319857	mg/kg	~	<0.02	<0.02	<0.02	<0.02	<0.02	<0.02
Chlorfenvinphos	470906	mg/kg	~	<0.1	<0.1	<0.1	<0.1	<0.1	<0.1
delta-BHC	319868	mg/kg	~	<0.02	<0.02	<0.02	<0.02	<0.02	<0.02
Dieldrin	60571	mg/kg	5.2	<0.02	<0.02	<0.02	<0.02	<0.02	<0.02
Dimethoate	60515	mg/kg	~	<0.1	<0.1	<0.1	<0.1	<0.1	<0.1
gamma-BHC (Lindane)	58899	mg/kg	560	<0.02	<0.02	<0.02	<0.02	<0.02	<0.02
Heptachlor	76448	mg/kg	52	<0.02	<0.02	<0.02	<0.02	<0.02	<0.02
Heptachlor epoxide	1024573	mg/kg	1.5	<0.02	<0.02	<0.02	<0.02	<0.02	<0.02
Hexachlorobenzene	118741	mg/kg	31	<0.02	<0.02	<0.02	<0.02	<0.02	<0.02
Methoxychlor	72435	mg/kg	~	<0.05	<0.05	<0.05	<0.05	<0.05	<0.05
o,p'-DDD	53190	mg/kg	~	<0.05	<0.05	<0.05	<0.05	<0.05	<0.05
o,p'-DDE	3424826	mg/kg	52	<0.05	<0.05	<0.05	<0.05	<0.05	<0.05
o,p'-DDT	789026	mg/kg	52	<0.05	<0.05	<0.05	<0.05	<0.05	<0.05
p,p'-DDD	72548	mg/kg	~	<0.05	<0.05	<0.05	<0.05	0.07	<0.05
p,p'-DDE	72559	mg/kg	52	<0.05	<0.05	<0.05	<0.05	0.05	<0.05
p,p'-DDT	50293	mg/kg	52	<0.05	<0.05	<0.05	<0.05	<0.05	<0.05
Parathionethyl	56382	mg/kg	~	<0.1	<0.1	<0.1	<0.1	<0.1	<0.1
Parathionmethyl	298000	mg/kg	310	<0.1	<0.1	<0.1	<0.1	<0.1	<0.1
Simazine	122349	mg/kg	520	<0.02	<0.02	<0.02	<0.02	<0.02	<0.02
2-(2,4,5-Trichlorophenoxy) propionic acid (2,4,5-TP)	93721	mg/kg	~	<0.05	<0.05	<0.05	<0.05	<0.05	<0.05
2,4-Dichlorophenoxyacetic Acid (2,4-D)	94757	mg/kg	1000	<0.05	<0.05	<0.05	<0.05	<0.05	<0.05
2-(2-Methyl-4-chlorophenoxy) propionic acid (MCP)	93652	mg/kg	100	<0.05	<0.05	<0.05	<0.05	<0.05	<0.05
1-Methylnaphthalene	90120	mg/kg	2.6	<0.01	<0.01	<0.01	<0.01	<0.01	<0.01

(U) (~~S//REL~~) Final Report, Deployment Occupational and Environmental Health Site Assessment, Karshi-Khanabad Airbase, Karshi, Uzbekistan, 31 August – 11 September October 2004

(U) (FOUO) Table C-30. Soil Sample Results, continued.									
FIELD ID				UZH-K2-08S-04247	UZH-K2-01S-04248	UZH-K2-02S-04248	UZH-K2-03S-04248	UZH-K2-04S-04248	UZH-K2-05S-04248
COUNTRY				Uzbekistan	Uzbekistan	Uzbekistan	Uzbekistan	Uzbekistan	Uzbekistan
LOCATION				K2	K2	K2	K2	K2	K2
COLLECTION DATE				4-Sep-04	5-Sep-04	5-Sep-04	5-Sep-04	5-Sep-04	5-Sep-04
PARAMETERS	CAS	UNITS	MEGs						
2-Methylnaphthalene	91576	mg/kg	2.6	<0.01	<0.01	<0.01	<0.01	<0.01	<0.01
Acenaphthene	83329	mg/kg	1300	<0.01	<0.01	<0.01	<0.01	<0.01	<0.01
Acenaphthylene	208968	mg/kg	~	<0.01	<0.01	<0.01	<0.01	<0.01	<0.01
Anthracene	120127	mg/kg	6.1	<0.01	<0.01	<0.01	<0.01	<0.01	<0.01
Benzo(a)anthracene	56553	mg/kg	2500	<0.01	<0.01	<0.01	<0.01	<0.01	<0.01
Benzo(a)pyrene	50328	mg/kg	250	<0.01	<0.01	<0.01	<0.01	<0.01	<0.01
Benzo(b)fluoroanthene	205992	mg/kg	2500	<0.01	<0.01	<0.01	<0.01	<0.01	<0.01
Benzo(g,h,i)perylene	191242	mg/kg	~	<0.01	<0.01	<0.01	<0.01	<0.01	<0.01
Benzo(k)fluoroanthene	207089	mg/kg	3100	<0.01	<0.01	<0.01	<0.01	<0.01	<0.01
Chrysene	218019	mg/kg	3100	<0.01	<0.01	<0.01	<0.01	<0.01	<0.01
Dibenz(a,h)anthracene	53703	mg/kg	~	<0.01	<0.01	<0.01	<0.01	<0.01	<0.01
Fluoranthene	206440	mg/kg	42000	<0.01	<0.01	<0.01	<0.01	<0.01	<0.01
Fluorene	86737	mg/kg	90	<0.01	<0.01	<0.01	<0.01	<0.01	<0.01
Hexachlorobenzene	118741	mg/kg	31	<0.02	<0.02	<0.02	<0.02	<0.02	<0.02
Indeno(1,2,3-cd)pyrene	193395	mg/kg	1000	<0.01	<0.01	<0.01	<0.01	<0.01	<0.01
Naphthalene	91203	mg/kg	220	<0.01	<0.01	<0.01	<0.01	<0.01	<0.01
Pentachlorophenol	87865	mg/kg	3100	<0.05	<0.05	<0.05	<0.05	<0.05	<0.05
Phenanthrene	85018	mg/kg	270	<0.01	<0.01	<0.01	<0.01	<0.01	<0.01
Pyrene	129000	mg/kg	31000	<0.01	<0.01	<0.01	<0.01	<0.01	<0.01
TPH	TPH	mg/kg		93	25	74	32	33	70

(U) (S//REL) Final Report, Deployment Occupational and Environmental Health Site Assessment, Karshi-Khanabad Airbase, Karshi, Uzbekistan, 31 August – 11 September October 2004

(U) (FOUO) Table C-31 Soil Sample Results, continued.								
Field ID			UZB_K2_06S_04249	UZB_K2_05S_04249	UZB_K2_04S_04249	UZB_K2_03S_04249	UZB_K2_02S_04249	UZB_K2_01S_04249
Country			Uzbekistan	Uzbekistan	Uzbekistan	Uzbekistan	Uzbekistan	Uzbekistan
Location			K2	K2	K2	K2	K2	K2
Collection Date			6 SEP 04	6 SEP 04	6 SEP 04	6 SEP 04	6 SEP 04	6 SEP 04
Parameter	CAS	Units	Concentration	Concentration	Concentration	Concentration	Concentration	Concentration
Arsenic	7440382	mg/Kg	< 40.1	< 38	< 38.8	< 39.9	< 36	< 39.6
Barium	7440393	mg/Kg	98	61	61	58	66	97
Beryllium	7440417	mg/Kg	< 2.01	< 1.9	< 1.94	< 1.99	< 1.8	< 1.98
Cadmium	7440439	mg/Kg	5.2	4.5	4.8	4.6	4.1	4.1
Chromium	7440473	mg/Kg	27	24	26	24	21	21
Lead	7439921	mg/Kg	10	12	11	10	< 8.99	< 9.9
Mercury	7439976	mg/Kg	< 0.042	< 0.037	< 0.038	< 0.038	< 0.036	< 0.039
Nickel	7440020	mg/Kg	22	22	23	22	19	19
Selenium	7782492	mg/Kg	< 10	< 9.51	< 9.71	< 9.97	< 8.99	< 9.9
Silver	7440224	mg/Kg	< 2.01	< 1.9	< 1.94	< 1.99	< 1.8	< 1.98
Strontium	7440246	mg/Kg	300	95	110	120	120	130
Alachlor	15972608	mg/kg	< 0.112	< 0.1	< 0.1	< 0.1	< 0.1	< 0.1
Aldrin	309002	mg/kg	< 0.011	< 0.01	< 0.01	< 0.01	< 0.01	< 0.01
alpha-BHC	319846	mg/kg	< 0.011	< 0.01	< 0.01	< 0.01	< 0.01	< 0.01
alpha-Chlordane	5103719	mg/kg	< 0.011	< 0.01	< 0.01	< 0.01	< 0.01	< 0.01
Aroclor-1016	12674112	mg/kg	< 0.223	< 0.2	< 0.2	< 0.2	< 0.2	< 0.2
Aroclor-1221	11104282	mg/kg	< 0.223	< 0.2	< 0.2	< 0.2	< 0.2	< 0.2
Aroclor-1232	11141165	mg/kg	< 0.223	< 0.2	< 0.2	< 0.2	< 0.2	< 0.2
Aroclor-1242	53469219	mg/kg	< 0.223	< 0.2	< 0.2	< 0.2	< 0.2	< 0.2
Aroclor-1248	12672296	mg/kg	< 0.223	< 0.2	< 0.2	< 0.2	< 0.2	< 0.2
Aroclor-1254	11097691	mg/kg	< 0.223	< 0.2	< 0.2	< 0.2	< 0.2	< 0.2
Aroclor-1260	11096825	mg/kg	< 0.223	< 0.2	< 0.2	< 0.2	< 0.2	< 0.2
Aspon	3244904	mg/kg	< 0.112	< 0.1	< 0.1	< 0.1	< 0.1	< 0.1
Atrazine	1912249	mg/kg	< 0.446	< 0.4	< 0.4	< 0.4	< 0.4	< 0.4

(U) (S//REL) Final Report, Deployment Occupational and Environmental Health Site Assessment, Karshi-Khanabad Airbase, Karshi, Uzbekistan, 31 August – 11 September October 2004

(U) (FOUO) Table C-31 Soil Sample Results, continued.								
Field ID			UZH K2_06S_04249	UZH K2_05S_04249	UZH K2_04S_04249	UZH K2_03S_04249	UZH K2_02S_04249	UZH K2_01S_04249
Country			Uzbekistan	Uzbekistan	Uzbekistan	Uzbekistan	Uzbekistan	Uzbekistan
Location			K2	K2	K2	K2	K2	K2
Collection Date			6 SEP 04	6 SEP 04	6 SEP 04	6 SEP 04	6 SEP 04	6 SEP 04
Parameter	CAS	Units	Concentration	Concentration	Concentration	Concentration	Concentration	Concentration
Azinophos methyl	86500	mg/kg	< 0.223	< 0.2	< 0.2	< 0.2	< 0.2	< 0.2
Azinophos, Ethyl	2642719	mg/kg	< 0.223	< 0.2	< 0.2	< 0.2	< 0.2	< 0.2
Benefin	1861401	mg/kg	< 0.056	< 0.05	< 0.05	< 0.05	< 0.05	< 0.05
beta-BHC	319857	mg/kg	< 0.011	< 0.01	< 0.01	< 0.01	< 0.01	< 0.01
Bolstar	35400432	mg/kg	< 0.223	< 0.2	< 0.2	< 0.2	< 0.2	< 0.2
Bromacil	314409	mg/kg	< 0.223	< 0.2	< 0.2	< 0.2	< 0.2	< 0.2
Captafol	2939802	mg/kg	< 0.112	< 0.1	< 0.1	< 0.1	< 0.1	< 0.1
Captan	133062	mg/kg	< 0.223	< 0.2	< 0.2	< 0.2	< 0.2	< 0.2
Carbophenothion	786196	mg/kg	< 0.223	< 0.2	< 0.2	< 0.2	< 0.2	< 0.2
Chlordane, Technical	12789036	mg/kg	< 0.223	< 0.2	< 0.2	< 0.2	< 0.2	< 0.2
Chlorfenvinphos	470906	mg/kg	< 0.112	< 0.1	< 0.1	< 0.1	< 0.1	< 0.1
Chloroneb	2675776	mg/kg	< 0.056	< 0.05	< 0.05	< 0.05	< 0.05	< 0.05
Chlorothalonil	1897456	mg/kg	< 0.056	< 0.05	< 0.05	< 0.05	< 0.05	< 0.05
Chlorpyrifos	2921882	mg/kg	< 0.112	< 0.1	< 0.1	< 0.1	< 0.1	< 0.1
Chlorpyrifos, Methyl	5598130	mg/kg	< 0.112	< 0.1	< 0.1	< 0.1	< 0.1	< 0.1
Coumaphos	56724	mg/kg	< 0.223	< 0.2	< 0.2	< 0.2	< 0.2	< 0.2
Crotoxypfos	7700176	mg/kg	< 0.223	< 0.2	< 0.2	< 0.2	< 0.2	< 0.2
DCPA (Dacthal)	1861321	mg/kg	< 0.056	< 0.05	< 0.05	< 0.05	< 0.05	< 0.05
delta-BHC	319868	mg/kg	< 0.011	< 0.01	< 0.01	< 0.01	< 0.01	< 0.01
Demeton (Mixed Isomers)	8065483	mg/kg	< 0.446	< 0.4	< 0.4	< 0.4	< 0.4	< 0.4
Diazinon	333415	mg/kg	< 0.112	< 0.1	< 0.1	< 0.1	< 0.1	< 0.1
Dichlofenthion	97176	mg/kg	< 0.112	< 0.1	< 0.1	< 0.1	< 0.1	< 0.1
Dichlorvos	62737	mg/kg	< 0.223	< 0.2	< 0.2	< 0.2	< 0.2	< 0.2
Dicloran	99309	mg/kg	< 0.112	< 0.1	< 0.1	< 0.1	< 0.1	< 0.1
Dieldrin	60571	mg/kg	< 0.011	< 0.01	< 0.01	< 0.01	< 0.01	< 0.01

(U) (S//REL) Final Report, Deployment Occupational and Environmental Health Site Assessment, Karshi-Khanabad Airbase, Karshi, Uzbekistan, 31 August – 11 September October 2004

(U) (FOUO) Table C-31 Soil Sample Results, continued.								
Field ID			UZB_K2_06S_04249	UZB_K2_05S_04249	UZB_K2_04S_04249	UZB_K2_03S_04249	UZB_K2_02S_04249	UZB_K2_01S_04249
Country			Uzbekistan	Uzbekistan	Uzbekistan	Uzbekistan	Uzbekistan	Uzbekistan
Location			K2	K2	K2	K2	K2	K2
Collection Date			6 SEP 04	6 SEP 04	6 SEP 04	6 SEP 04	6 SEP 04	6 SEP 04
Parameter	CAS	Units	Concentration	Concentration	Concentration	Concentration	Concentration	Concentration
Dimethoate	60515	mg/kg	< 0.446	< 0.4	< 0.4	< 0.4	< 0.4	< 0.4
Dioxathion	78342	mg/kg	< 0.446	< 0.4	< 0.4	< 0.4	< 0.4	< 0.4
Disulfoton	298044	mg/kg	< 0.223	< 0.2	< 0.2	< 0.2	< 0.2	< 0.2
Endosulfan I	959988	mg/kg	< 0.011	< 0.01	< 0.01	< 0.01	< 0.01	< 0.01
Endosulfan II	33213659	mg/kg	< 0.045	< 0.04	< 0.04	< 0.04	< 0.04	< 0.04
Endosulfan sulfate	1031078	mg/kg	< 0.045	< 0.04	< 0.04	< 0.04	< 0.04	< 0.04
Endrin	72208	mg/kg	< 0.011	< 0.01	< 0.01	< 0.01	< 0.01	< 0.01
EPN	2104645	mg/kg	< 0.112	< 0.1	< 0.1	< 0.1	< 0.1	< 0.1
Ethion	563122	mg/kg	< 0.112	< 0.1	< 0.1	< 0.1	< 0.1	< 0.1
Ethoprop	13194484	mg/kg	< 0.112	< 0.1	< 0.1	< 0.1	< 0.1	< 0.1
Etridiazole	2593159	mg/kg	< 0.112	< 0.1	< 0.1	< 0.1	< 0.1	< 0.1
Famphur	52857	mg/kg	< 0.223	< 0.2	< 0.2	< 0.2	< 0.2	< 0.2
Fenarimol	60168889	mg/kg	< 0.022	< 0.02	< 0.02	< 0.02	< 0.02	< 0.02
Fenitrothion	122145	mg/kg	< 0.112	< 0.1	< 0.1	< 0.1	< 0.1	< 0.1
Fensulfothion	115902	mg/kg	< 1.12	< 1	< 1	< 1	< 1	< 1
Fenthion	55389	mg/kg	< 0.223	< 0.2	< 0.2	< 0.2	< 0.2	< 0.2
Fluchloralin	33245395	mg/kg	< 0.112	< 0.1	< 0.1	< 0.1	< 0.1	< 0.1
Folpet	133073	mg/kg	< 0.112	< 0.1	< 0.1	< 0.1	< 0.1	< 0.1
Fonofos	944229	mg/kg	< 0.112	< 0.1	< 0.1	< 0.1	< 0.1	< 0.1
gamma-BHC (Lindane)	58899	mg/kg	< 0.011	< 0.01	< 0.01	< 0.01	< 0.01	< 0.01
gamma-Chlordane	5103742	mg/kg	< 0.011	< 0.01	< 0.01	< 0.01	< 0.01	< 0.01
Heptachlor	76448	mg/kg	< 0.011	< 0.01	< 0.01	< 0.01	< 0.01	< 0.01
Heptachlor epoxide	1024573	mg/kg	< 0.011	< 0.01	< 0.01	< 0.01	< 0.01	< 0.01
Hexachlorobenzene	118741	mg/kg	< 0.011	< 0.01	< 0.01	< 0.01	< 0.01	< 0.01
Isazophos	42509808	mg/kg	< 0.112	< 0.1	< 0.1	< 0.1	< 0.1	< 0.1

(U) (S//REL) Final Report, Deployment Occupational and Environmental Health Site Assessment, Karshi-Khanabad Airbase, Karshi, Uzbekistan, 31 August – 11 September October 2004

(U) (FOUO) Table C-31 Soil Sample Results, continued.

Field ID			UZB_K2_06S_04249	UZB_K2_05S_04249	UZB_K2_04S_04249	UZB_K2_03S_04249	UZB_K2_02S_04249	UZB_K2_01S_04249
Country			Uzbekistan	Uzbekistan	Uzbekistan	Uzbekistan	Uzbekistan	Uzbekistan
Location			K2	K2	K2	K2	K2	K2
Collection Date			6 SEP 04	6 SEP 04	6 SEP 04	6 SEP 04	6 SEP 04	6 SEP 04
Parameter	CAS	Units	Concentration	Concentration	Concentration	Concentration	Concentration	Concentration
Isofenphos	25311711	mg/kg	< 0.112	< 0.1	< 0.1	< 0.1	< 0.1	< 0.1
Leptophos	21609905	mg/kg	< 0.112	< 0.1	< 0.1	< 0.1	< 0.1	< 0.1
Malathion	121755	mg/kg	< 0.112	< 0.1	< 0.1	< 0.1	< 0.1	< 0.1
Merphos	150505	mg/kg	< 0.446	< 0.4	< 0.4	< 0.4	< 0.4	< 0.4
Methoxychlor	72435	mg/kg	< 0.446	< 0.4	< 0.4	< 0.4	< 0.4	< 0.4
Methyl Parathion	298000	mg/kg	< 0.112	< 0.1	< 0.1	< 0.1	< 0.1	< 0.1
Mevinphos	7786347	mg/kg	< 0.446	< 0.4	< 0.4	< 0.4	< 0.4	< 0.4
Mirex	2385855	mg/kg	< 0.011	< 0.01	< 0.01	< 0.01	< 0.01	< 0.01
o,p'-DDD	53190	mg/kg	< 0.022	< 0.02	< 0.02	< 0.02	< 0.02	< 0.02
o,p'-DDE	3424826	mg/kg	< 0.011	< 0.01	< 0.01	< 0.01	< 0.01	< 0.01
o,p'-DDT	789026	mg/kg	< 0.022	< 0.02	< 0.02	< 0.02	< 0.02	< 0.02
Oxadiazon	19666309	mg/kg	< 0.022	< 0.02	< 0.02	< 0.02	< 0.02	< 0.02
Oxychlorodane	27304138	mg/kg	< 0.011	< 0.01	< 0.01	< 0.01	< 0.01	< 0.01
p,p'-DDD	72548	mg/kg	< 0.022	< 0.02	< 0.02	< 0.02	< 0.02	< 0.02
p,p'-DDE	72559	mg/kg	< 0.011	< 0.01	< 0.01	< 0.01	< 0.01	< 0.01
p,p'-DDT	50293	mg/kg	< 0.022	< 0.02	< 0.02	< 0.02	< 0.02	< 0.02
Parathion	56382	mg/kg	< 0.112	< 0.1	< 0.1	< 0.1	< 0.1	< 0.1
Pentachloronitrobenzene(PCNB)	82688	mg/kg	< 0.056	< 0.05	< 0.05	< 0.05	< 0.05	< 0.05
Permethrin, cis-	54774457	mg/kg	< 0.223	< 0.2	< 0.2	< 0.2	< 0.2	< 0.2
Permethrin, trans-	51877748	mg/kg	< 0.223	< 0.2	< 0.2	< 0.2	< 0.2	< 0.2
Phorate	298022	mg/kg	< 0.446	< 0.4	< 0.4	< 0.4	< 0.4	< 0.4
Phosmet	732116	mg/kg	< 0.223	< 0.2	< 0.2	< 0.2	< 0.2	< 0.2
Phosphamidon	13171216	mg/kg	< 4.46	< 4	< 4	< 4	< 4	< 4
Procymidone	32809168	mg/kg	< 0.112	< 0.1	< 0.1	< 0.1	< 0.1	< 0.1
Pronamide	23950585	mg/kg	< 0.223	< 0.2	< 0.2	< 0.2	< 0.2	< 0.2

(U) (S//REL) Final Report, Deployment Occupational and Environmental Health Site Assessment, Karshi-Khanabad Airbase, Karshi, Uzbekistan, 31 August – 11 September October 2004

(U) (FOUO) Table C-31 Soil Sample Results, continued.								
Field ID			UZB_K2_06S_04249	UZB_K2_05S_04249	UZB_K2_04S_04249	UZB_K2_03S_04249	UZB_K2_02S_04249	UZB_K2_01S_04249
Country			Uzbekistan	Uzbekistan	Uzbekistan	Uzbekistan	Uzbekistan	Uzbekistan
Location			K2	K2	K2	K2	K2	K2
Collection Date			6 SEP 04	6 SEP 04	6 SEP 04	6 SEP 04	6 SEP 04	6 SEP 04
Parameter	CAS	Units	Concentration	Concentration	Concentration	Concentration	Concentration	Concentration
Propazine	139402	mg/kg	< 0.446	< 0.4	< 0.4	< 0.4	< 0.4	< 0.4
Propetamphos	31218834	mg/kg	< 0.112	< 0.1	< 0.1	< 0.1	< 0.1	< 0.1
Protothiophos	34643464	mg/kg	< 0.223	< 0.2	< 0.2	< 0.2	< 0.2	< 0.2
Ronnel	299843	mg/kg	< 0.112	< 0.1	< 0.1	< 0.1	< 0.1	< 0.1
Simazine	122349	mg/kg	< 0.446	< 0.4	< 0.4	< 0.4	< 0.4	< 0.4
Sulfotep	3689245	mg/kg	< 0.112	< 0.1	< 0.1	< 0.1	< 0.1	< 0.1
Terbufos	13071799	mg/kg	< 0.112	< 0.1	< 0.1	< 0.1	< 0.1	< 0.1
Tetrachlorvinphos	22248799	mg/kg	< 0.223	< 0.2	< 0.2	< 0.2	< 0.2	< 0.2
Toxaphene	8001352	mg/kg	< 1.12	< 1	< 1	< 1	< 1	< 1
trans-Nonachlor	39765805	mg/kg	< 0.011	< 0.01	< 0.01	< 0.01	< 0.01	< 0.01
Trichloronate	327980	mg/kg	< 0.223	< 0.2	< 0.2	< 0.2	< 0.2	< 0.2
Trifluralin	1582098	mg/kg	< 0.056	< 0.05	< 0.05	< 0.05	< 0.05	< 0.05
Vinclozolin	50471448	mg/kg	< 0.112	< 0.1	< 0.1	< 0.1	< 0.1	< 0.1
Zinophos	297972	mg/kg	< 0.112	< 0.1	< 0.1	< 0.1	< 0.1	< 0.1
2,4,5-T	93765	mg/kg	< 0.167	< 0.1	< 0.05	< 0.05	< 0.1	< 0.05
2,4,5-TP	93721	mg/kg	< 0.167	< 0.1	< 0.05	< 0.05	< 0.1	< 0.05
2,4-D	94757	mg/kg	< 0.167	< 0.1	< 0.05	< 0.05	< 0.1	< 0.05
2,4-DB	94826	mg/kg	< 0.167	< 0.1	< 0.05	< 0.05	< 0.1	< 0.05
3,5-Dichlorobenzoic acid	51365	mg/kg	< 0.167	< 0.1	< 0.05	< 0.05	< 0.1	< 0.05
Acifluorfen	50594666	mg/kg	< 0.167	< 0.1	< 0.05	< 0.05	< 0.1	< 0.05
Bentazon	25057890	mg/kg	< 0.167	< 0.1	< 0.05	< 0.05	< 0.1	< 0.05
Dicamba	1918009	mg/kg	< 0.167	< 0.1	< 0.05	< 0.05	< 0.1	< 0.05
Dichloroprop	120365	mg/kg	< 0.167	< 0.1	< 0.05	< 0.05	< 0.1	< 0.05
MCPA	94746	mg/kg	< 16.7	< 10	< 5	< 5.01	< 10	< 5
MCP	93652	mg/kg	< 16.7	< 10	< 5	< 5.01	< 10	< 5

(U) (S//REL) Final Report, Deployment Occupational and Environmental Health Site Assessment, Karshi-Khanabad Airbase, Karshi, Uzbekistan, 31 August – 11 September October 2004

(U) (FOUO) Table C-31 Soil Sample Results, continued.								
Field ID			UZH K2_06S_04249	UZH K2_05S_04249	UZH K2_04S_04249	UZH K2_03S_04249	UZH K2_02S_04249	UZH K2_01S_04249
Country			Uzbekistan	Uzbekistan	Uzbekistan	Uzbekistan	Uzbekistan	Uzbekistan
Location			K2	K2	K2	K2	K2	K2
Collection Date			6 SEP 04	6 SEP 04	6 SEP 04	6 SEP 04	6 SEP 04	6 SEP 04
Parameter	CAS	Units	Concentration	Concentration	Concentration	Concentration	Concentration	Concentration
Pentachlorophenol	87865	mg/kg	< 0.167	< 0.1	< 0.05	< 0.05	< 0.1	< 0.05
Picloram	1918021	mg/kg	< 0.167	< 0.1	< 0.05	< 0.05	< 0.1	< 0.05
1,2,4-Trichlorobenzene	120821	mg/kg	< 0.37	< 0.33	< 0.33	< 0.33	< 0.33	< 0.33
1,2-Dichlorobenzene	95501	mg/kg	< 0.37	< 0.33	< 0.33	< 0.33	< 0.33	< 0.33
1,3-Dichlorobenzene	541731	mg/kg	< 0.37	< 0.33	< 0.33	< 0.33	< 0.33	< 0.33
1,4-Dichlorobenzene	106467	mg/kg	< 0.37	< 0.33	< 0.33	< 0.33	< 0.33	< 0.33
2,4,5-Trichlorophenol	95954	mg/kg	< 0.37	< 0.33	< 0.33	< 0.33	< 0.33	< 0.33
2,4,6-Trichlorophenol	88062	mg/kg	< 0.37	< 0.33	< 0.33	< 0.33	< 0.33	< 0.33
2,4-Dichlorophenol	120832	mg/kg	< 0.37	< 0.33	< 0.33	< 0.33	< 0.33	< 0.33
2,4-Dimethylphenol	105679	mg/kg	< 0.37	< 0.33	< 0.33	< 0.33	< 0.33	< 0.33
2,4-Dinitrophenol	51285	mg/kg	< 0.37	< 0.33	< 0.33	< 0.33	< 0.33	< 0.33
2,4-Dinitrotoluene	121142	mg/kg	< 0.37	< 0.33	< 0.33	< 0.33	< 0.33	< 0.33
2,6-Dinitrotoluene	606202	mg/kg	< 0.37	< 0.33	< 0.33	< 0.33	< 0.33	< 0.33
2-Chloronaphthalene	91587	mg/kg	< 0.37	< 0.33	< 0.33	< 0.33	< 0.33	< 0.33
2-Chlorophenol	95578	mg/kg	< 0.37	< 0.33	< 0.33	< 0.33	< 0.33	< 0.33
2-Methyl-4,6-dinitrophenol	534521	mg/kg	< 0.37	< 0.33	< 0.33	< 0.33	< 0.33	< 0.33
2-Methylnaphthalene	91576	mg/kg	< 0.37	< 0.33	< 0.33	< 0.33	< 0.33	< 0.33
2-Methylphenol (o-Cresol)	95487	mg/kg	< 0.37	< 0.33	< 0.33	< 0.33	< 0.33	< 0.33
2-Nitroaniline	88744	mg/kg	< 0.37	< 0.33	< 0.33	< 0.33	< 0.33	< 0.33
2-Nitrophenol	88755	mg/kg	< 0.37	< 0.33	< 0.33	< 0.33	< 0.33	< 0.33
3-Nitroaniline	99092	mg/kg	< 0.37	< 0.33	< 0.33	< 0.33	< 0.33	< 0.33
4-Bromophenyl-phenylether	101553	mg/kg	< 0.37	< 0.33	< 0.33	< 0.33	< 0.33	< 0.33
4-Chloro-3-methylphenol	59507	mg/kg	< 0.37	< 0.33	< 0.33	< 0.33	< 0.33	< 0.33
4-Chloroaniline	106478	mg/kg	< 0.37	< 0.33	< 0.33	< 0.33	< 0.33	< 0.33
4-Chlorophenyl-phenylether	7005723	mg/kg	< 0.37	< 0.33	< 0.33	< 0.33	< 0.33	< 0.33

(U) (S//REL) Final Report, Deployment Occupational and Environmental Health Site Assessment, Karshi-Khanabad Airbase, Karshi, Uzbekistan, 31 August – 11 September October 2004

(U) (FOUO) Table C-31 Soil Sample Results, continued.								
Field ID			UZB_K2_06S_04249	UZB_K2_05S_04249	UZB_K2_04S_04249	UZB_K2_03S_04249	UZB_K2_02S_04249	UZB_K2_01S_04249
Country			Uzbekistan	Uzbekistan	Uzbekistan	Uzbekistan	Uzbekistan	Uzbekistan
Location			K2	K2	K2	K2	K2	K2
Collection Date			6 SEP 04	6 SEP 04	6 SEP 04	6 SEP 04	6 SEP 04	6 SEP 04
Parameter	CAS	Units	Concentration	Concentration	Concentration	Concentration	Concentration	Concentration
4-Methylphenol (p-Cresol)	106445	mg/kg	< 0.37	< 0.33	< 0.33	< 0.33	< 0.33	< 0.33
4-Nitroaniline	100016	mg/kg	< 0.37	< 0.33	< 0.33	< 0.33	< 0.33	< 0.33
4-Nitrophenol	100027	mg/kg	< 0.37	< 0.33	< 0.33	< 0.33	< 0.33	< 0.33
Acenaphthene	83329	mg/kg	< 0.37	< 0.33	< 0.33	< 0.33	< 0.33	< 0.33
Acenaphthylene	208968	mg/kg	< 0.37	< 0.33	< 0.33	< 0.33	< 0.33	< 0.33
Anthracene	120127	mg/kg	< 0.37	< 0.33	< 0.33	< 0.33	< 0.33	< 0.33
Benzo(a)anthracene	56553	mg/kg	< 0.37	< 0.33	< 0.33	< 0.33	< 0.33	< 0.33
Benzo(a)pyrene	50328	mg/kg	< 0.37	< 0.33	< 0.33	< 0.33	< 0.33	< 0.33
Benzo(b)fluoranthene	205992	mg/kg	< 0.37	< 0.33	< 0.33	< 0.33	< 0.33	< 0.33
Benzo(g,h,i)perylene	191242	mg/kg	< 0.37	< 0.33	< 0.33	< 0.33	< 0.33	< 0.33
Benzo(k)fluoranthene	207089	mg/kg	< 0.37	< 0.33	< 0.33	< 0.33	< 0.33	< 0.33
Benzyl alcohol	100516	mg/kg	< 0.37	< 0.33	< 0.33	< 0.33	< 0.33	< 0.33
bis(2-Chloroethoxy)methane	111911	mg/kg	< 0.37	< 0.33	< 0.33	< 0.33	< 0.33	< 0.33
bis(2-Chloroethyl)ether	111444	mg/kg	< 0.37	< 0.33	< 0.33	< 0.33	< 0.33	< 0.33
bis(2-Chloroisopropyl)ether	39638329	mg/kg	NIS	NIS	NIS	NIS	NIS	NIS
bis(2-ethylhexyl)phthalate	117817	mg/kg	< 0.37	< 0.33	< 0.33	< 0.33	< 0.33	< 0.33
Butylbenzylphthalate	85687	mg/kg	< 0.37	< 0.33	< 0.33	< 0.33	< 0.33	< 0.33
Chrysene	218019	mg/kg	< 0.37	< 0.33	< 0.33	< 0.33	< 0.33	< 0.33
Dibenz(a,h)anthracene	53703	mg/kg	< 0.37	< 0.33	< 0.33	< 0.33	< 0.33	< 0.33
Dibenzofuran	132649	mg/kg	< 0.37	< 0.33	< 0.33	< 0.33	< 0.33	< 0.33
Diethylphthalate	84662	mg/kg	< 0.37	< 0.33	< 0.33	< 0.33	< 0.33	< 0.33
Dimethylphthalate	131113	mg/kg	< 0.37	< 0.33	< 0.33	< 0.33	< 0.33	< 0.33
Di-n-butylphthalate	84742	mg/kg	< 0.37	< 0.33	< 0.33	< 0.33	< 0.33	< 0.33
Di-n-octylphthalate	117840	mg/kg	< 0.37	< 0.33	< 0.33	< 0.33	< 0.33	< 0.33
Fluoranthene	206440	mg/kg	< 0.37	< 0.33	< 0.33	< 0.33	< 0.33	< 0.33

(U) (S//REL) Final Report, Deployment Occupational and Environmental Health Site Assessment, Karshi-Khanabad Airbase, Karshi, Uzbekistan, 31 August – 11 September October 2004

(U) (FOUO) Table C-31 Soil Sample Results, continued.

Field ID			UZB_K2_06S_04249	UZB_K2_05S_04249	UZB_K2_04S_04249	UZB_K2_03S_04249	UZB_K2_02S_04249	UZB_K2_01S_04249
Country			Uzbekistan	Uzbekistan	Uzbekistan	Uzbekistan	Uzbekistan	Uzbekistan
Location			K2	K2	K2	K2	K2	K2
Collection Date			6 SEP 04	6 SEP 04	6 SEP 04	6 SEP 04	6 SEP 04	6 SEP 04
Parameter	CAS	Units	Concentration	Concentration	Concentration	Concentration	Concentration	Concentration
Fluorene	86737	mg/kg	< 0.37	< 0.33	< 0.33	< 0.33	< 0.33	< 0.33
Hexachlorobenzene	118741	mg/kg	< 0.37	< 0.33	< 0.33	< 0.33	< 0.33	< 0.33
Hexachlorobutadiene	87683	mg/kg	< 0.37	< 0.33	< 0.33	< 0.33	< 0.33	< 0.33
Hexachlorocyclopentadiene	77474	mg/kg	< 0.37	< 0.33	< 0.33	< 0.33	< 0.33	< 0.33
Hexachloroethane	67721	mg/kg	< 0.37	< 0.33	< 0.33	< 0.33	< 0.33	< 0.33
Indeno(1,2,3-cd)pyrene	193395	mg/kg	< 0.37	< 0.33	< 0.33	< 0.33	< 0.33	< 0.33
Isophorone	78591	mg/kg	< 0.37	< 0.33	< 0.33	< 0.33	< 0.33	< 0.33
Naphthalene	91203	mg/kg	< 0.37	< 0.33	< 0.33	< 0.33	< 0.33	< 0.33
Nitrobenzene	98953	mg/kg	< 0.37	< 0.33	< 0.33	< 0.33	< 0.33	< 0.33
N-Nitrosodimethylamine	62759	mg/kg	< 0.37	< 0.33	< 0.33	< 0.33	< 0.33	< 0.33
N-Nitrosodiphenylamine	86306	mg/kg	< 0.37	< 0.33	< 0.33	< 0.33	< 0.33	< 0.33
N-Nitrosodipropylamine	621647	mg/kg	< 0.37	< 0.33	< 0.33	< 0.33	< 0.33	< 0.33
Pentachlorophenol	87865	mg/kg	< 0.37	< 0.33	< 0.33	< 0.33	< 0.33	< 0.33
Phenanthrene	85018	mg/kg	< 0.37	< 0.33	< 0.33	< 0.33	< 0.33	< 0.33
Phenol	108952	mg/kg	< 0.37	< 0.33	< 0.33	< 0.33	< 0.33	< 0.33
Pyrene	129000	mg/kg	< 0.37	< 0.33	< 0.33	< 0.33	< 0.33	< 0.33

~~DECLASSIFIED SECRET//REL USA, AUS, CAN, GBR, NZL//X1~~

(U)~~(S//REL)~~ Final Report, Occupational and Environmental Health Site Assessment, Karshi-Khanabad Airbase, Karshi, Uzbekistan, 31 August - 11 September 2004

(U) APPENDIX D

SITE PHOTOGRAPHS

D-1

~~DECLASSIFIED SECRET//REL USA, AUS, CAN, GBR, NZL//X1~~

(U) ~~(S//REL)~~ Final Report, Occupational and Environmental Health Site Assessment, Karshi-Khanabad Airbase, Karshi, Uzbekistan, 31 August - 11 September 2004

(U) Figure D-1. Monitoring for Radiation Hazards with Direct Reading Instrument at Newly Constructed Berm in ASP.



(U) Figure D-2. Soil Sampling for Alpha/Beta Radiation in South Billeting Area.




(U) ~~(S//REL)~~ Final Report, Occupational and Environmental Health Site Assessment, Karshi-Khanabad Airbase, Karshi, Uzbekistan, 31 August - 11 September 2004

(U) Figure D-3. Air Sampling for Radiation Hazards in Windborne Dust from Force Protection Berm directly South of Site 1.



(U) Figure D-4. Ambient Air Monitoring Station at the ASP.



(U) ~~(S//REL)~~ Final Report, Occupational and Environmental Health Site Assessment, Karshi-Khanabad Airbase, Karshi, Uzbekistan, 31 August - 11 September 2004

(U) Figure D-5. View of Polynuclear Aromatic Hydrocarbon Sampler at the ASP, looking South at Uzbeki Trash Fires.



(U) Figure D-6. Source Water Sample collected from Water Treatment Plant.



(U) ~~(S//REL)~~ Final Report, Occupational and Environmental Health Site Assessment, Karshi-Khanabad Airbase, Karshi, Uzbekistan, 31 August - 11 September 2004

(U) Figure D-7. Engineering Cut Site.



(U) Figure D-8. Soil Sampling in the ASP.



(U)(S//REL) Final Report, Occupational and Environmental Health Site Assessment, Karshi-Khanabad Airbase, Karshi, Uzbekistan, 31 August - 11 September 2004

(U) Figure D-9. Photo Showing Mixed Surface Conditions, Exposed Soil and Graveled Surface.



(U) Figure D-10. Surface Conditions at SEA Huts, showing Graveled Surface (at least 95%).



(U) ~~(S//REL)~~ Final Report, Occupational and Environmental Health Site Assessment, Karshi-Khanabad Airbase, Karshi, Uzbekistan, 31 August - 11 September 2004

(U) Figure D-11. Uzbeki Fuel Farm (likely source of POL contamination at Camp Stronghold Freedom).



(U) Figure D-12. CEE Excavating Test Pit in Northwest Expansion Area.



(U) ~~(S//REL)~~ Final Report, Occupational and Environmental Health Site Assessment, Karshi-Khanabad Airbase, Karshi, Uzbekistan, 31 August - 11 September 2004

(U) Figure D-13. Test Pit in Northwest Expansion Area (approximately 6 feet deep). No evidence of POL contamination.



(U) Figure D-14. Monitoring for Volatile Organic Compounds with Direct Reading Instrument in Newly Constructed Berm, ASP.



(U) (S//REL) Final Report, Occupational and Environmental Health Site Assessment, Karshi-Khanabad Airbase, Karshi, Uzbekistan, 31 August - 11 September 2004

(U) Figure D-15. Noise Monitoring at the SSA Refrigeration Generators.



(U) Figure D-16. Noise Monitoring at DFAC Refrigeration Generator Trailer.



(U) (~~S//REL~~) Final Report, Occupational and Environmental Health Site Assessment, Karshi-Khanabad Airbase, Karshi, Uzbekistan, 31 August - 11 September 2004

(U) Figure D-17. Intact Asbestos Roof Tiles on Gazebo outside Green Bean, interior view.



(U) Figure D-18. Intact Asbestos Roof Tiles on Gazebo outside Green Bean, exterior view.



(U) ~~(S//REL)~~ Final Report, Occupational and Environmental Health Site Assessment, Karshi-Khanabad Airbase, Karshi, Uzbekistan, 31 August - 11 September 2004

(U) Figure D-19. Uzbeki Infrastructure in Southern Expansion Area.



(U) Figure D-20. Southern Expansion Area, facing West.



(U) ~~(S//REL)~~ Final Report, Occupational and Environmental Health Site Assessment, Karshi-Khanabad Airbase, Karshi, Uzbekistan, 31 August - 11 September 2004

(U) Figure D-21. Northwest Expansion Area, facing East (note: rodent burrow complex in foreground).



(U) Figure D-22. Northeast Expansion Area, facing West.



(U) ~~(S//REL)~~ Final Report, Occupational and Environmental Health Site Assessment, Karshi-Khanabad Airbase, Karshi, Uzbekistan, 31 August - 11 September 2004

(U) Figure D-23. East End of Current Runway, facing West.



(U) Figure D-24. East End of Current Runway, facing East.



(U) ~~(S//REL)~~ Final Report, Occupational and Environmental Health Site Assessment, Karshi-Khanabad Airbase, Karshi, Uzbekistan, 31 August - 11 September 2004

(U) Figure D-25. Rodent Burrow in South Expansion Area (approximately 3 inches in diameter).



~~DECLASSIFIED SECRET//REL USA, AUS, CAN, GBR, NZL//X1~~

(U) ~~(S//REL)~~ Final Report, Occupational and Environmental Health Site Assessment, Karshi-Khanabad Airbase, Karshi, Uzbekistan, 31 August – 11 September 2004

(U) APPENDIX E

SAMPLING COORDINATES

(U) (~~S//REL~~) Final Report, Occupational and Environmental Health Site Assessment, Karshi-Khanabad Airbase, Karshi, Uzbekistan, 31 August – 11 September 2004

(U) (~~C//REL~~) Table E-1. Ambient Air Radiological Sampling Locations.

Sampling Site	MGRS Location	Datum
Berm overlooking Site 1	41S QD 51670 02545	WGS-84
Billeting	41S QD 51786 02415	WGS-84
Ammunition Supply Point	41S QD 52387 01302	WGS-84
Site 1 Gate	41S QD 51592 02510	WGS-84

(U) (~~C//REL~~) Table E-2. Radiological Wipe Sample Locations.

Sample Number	MGRS	Datum
W-2 52312 02585	41S QD 52312 02585	WGS-84
W-3 52015 02466	41S QD 52015 02466	WGS-84
W-4 51755 02408	41S QD 51755 02408	WGS-84
W-5 51781 02290	41S QD 51794 02365	WGS-84
W-6 51781 02290	41S QD 51781 02290	WGS-84
W-7 51846 02253	41S QD 51846 02253	WGS-84
W-8 51883 02209	41S QD 51883 02209	WGS-84
W-9 51903 02161	41S QD 51903 02161	WGS-84
W-10 51908 02105	41S QD 51908 02105	WGS-84
W-11 51831 02037	41S QD 51831 02037	WGS-84
W-13 52195 01441	41S QD 52195 01441	WGS-84
W-14 52220 01424	41S QD 52220 01424	WGS-84
W-15 52214 01395	41S QD 52214 01395	WGS-84
W-16 52162 01358	41S QD 52162 01358	WGS-84
W-17 52181 01387	41S QD 52181 01387	WGS-84
W-18 52156 01412	41S QD 52156 01412	WGS-84
W-19 52165 01442	41S QD 52165 01442	WGS-84
W-20 52101 01423	41S QD 52101 01423	WGS-84

(U) (~~C//REL~~) Table E-3. Radiological Soil Sampling Locations.

Sampling Site	Sample Type	Area Description	Sample Location(s) (MGRS)	Datum
S-1 52337 01395 bkg	Background		41S QD 52337 01395	WGS-84
S-2 52886 01398	Composite	Ammunition Supply Point	41S QD 52886 01398 41S QD 52432 01155 41S QD 52310 01260 41S QD 52442 01321	WGS-84
S-3 51914 01889	Composite	Hazardous Material Storage Area	41S QD 51914 01889 41S QD 51816 01932 41S QD 52097 01732 41S QD 51886 01940 41S QD 51802 01698 41S QD 52029 01989	WGS-84
S-4 52157 01491	Composite	PT Track	41S QD 52157 01491	WGS-84

(U) (S//REL) Final Report, Occupational and Environmental Health Site Assessment, Karshi-Khanabad Airbase, Karshi, Uzbekistan, 31 August – 11 September 2004

(U) (C//REL) Table E-3. Radiological Soil Sampling Locations.

Sampling Site	Sample Type	Area Description	Sample Location(s) (MGRS)	Datum
			41S QD 52058 01432 41S QD 52084 01507 41S QD 52101 01416	
S-5 51777 02457	Composite	North Billeting	41S QD 51777 02457 41S QD 51738 02416 41S QD 51702 02397 41S QD 51681 02440 41S QD 51677 02477	WGS-84
S-6 51893 02608	Composite	Sea Huts	41S QD 51893 02608 41S QD 51878 02642 41S QD 51938 02690 41S QD 52003 02701 41S QD 52027 02570	WGS-84
S-7 51887 02513	Composite	New Gymnasium, Laundry	41S QD 51887 02513 41S QD 51774 02527 41S QD 51828 02455 41S QD 51794 02610 41S QD 51860 02618	WGS-84
S-8 51858 02463	Composite	MWR, Current Gymnasium	41S QD 51858 02463 41S QD 51804 02434 41S QD 51866 02371 41S QD 51869 02403 41S QD 51884 02435	WGS-84
S-8 51798 02389	Composite	Dining Facility	41S QD 51798 02389 41S QD 51801 02341 41S QD 51740 02375 41S QD 51722 02376 41S QD 51739 02039	WGS-84
S-9 51794 01982	Composite	South Billeting	41S QD 51794 01982 41S QD 51763 02044 41S QD 51829 02090 41S QD 51923 02106 41S QD 51869 02039	WGS-84
S-10 51790 02091	Composite	South Billeting	41S QD 51790 02091 41S QD 51759 02149 41S QD 51881 02206 41S QD 51904 02155 41S QD 51850 02161	WGS-84
S-11 51854 02289	Composite	South Billeting	41S QD 51854 02289 41S QD 51877 02229 41S QD 51750 02190 41S QD 51733 02256	WGS-84

(U) (S//REL) Final Report, Occupational and Environmental Health Site Assessment, Karshi-Khanabad Airbase, Karshi, Uzbekistan, 31 August – 11 September 2004

(U) (C//REL) Table E-3. Radiological Soil Sampling Locations.

Sampling Site	Sample Type	Area Description	Sample Location(s) (MGRS)	Datum
			41S QD 51806 02234	
S-13 51979 02204	Composite	Air Force Special Operations Group Compound	41S QD 51979 02204 41S QD 52026 02124 41S QD 51966 02066 41S QD 51907 02222 41S QD 52017 02263	WGS-84
S-14 52913 01765	Composite	Southern Expansion Area	41S QD 52913 01765 41S QD 52806 01447 41S QD 53017 01484 41S QD 53073 01652 41S QD 53010 01806	WGS-84

(U) (C//REL) Table E-4. Ambient Air Sampling Locations.

Sampling Site	MGRS Location	Datum
Site 1 – Billeting areas near DFAC	41S QD 51778 02433	WGS-84
Site 2 – HAS in ASP	41S QD 52394 01301	WGS-84

(U) (C//REL) Table E-5. Drinking Water Sampling Locations.

Sample Number	Water Type	Site Description	MGRS Location	Datum
UZB-K2-01W-04250	Treated Distribution Site	Latrine, Building 451	41S QD 51716 02477	WGS-84
UZB-K2-02W-04250	Treated Blivet	Force Provider Latrine, South billeting	41S QD 51826 02097	WGS-84
UZB-K2-03W-04250	Source	Pre-treatment 5,000 gallon blivet	41S QD 51741 02574	WGS-84

(U) (C//REL) Table E-6. Soil Sampling Locations.

Sample Number	Sample Type	Area Description	Sample Location(s) (MGRS)	Datum
UZB-K2-01S-04247	Composite	Ammunition Supply Point	41S QD 52283 01400 41S QD 52406 01292 41S QD 52388 01235 41S QD 52427 01145 41S QD 52248 01274	WGS-84
UZB-K2-02S-04247	Composite	Hazardous Materials/ Hazardous Waste Storage Area	41S QD 52160 01480 41S QD 52114 01420 41S QD 52201 01387 41S QD 52193 01421	WGS-84
UZB-K2-03S-04247	Composite	PT Track and Sports Fields	41S QD 51787 01907 41S QD 51812 01778	WGS-84

(U) (~~S//REL~~) Final Report, Occupational and Environmental Health Site Assessment, Karshi-Khanabad Airbase, Karshi, Uzbekistan, 31 August – 11 September 2004

(U) (~~C//REL~~) Table E-6. Soil Sampling Locations.

Sample Number	Sample Type	Area Description	Sample Location(s) (MGRS)	Datum
			41S QD 51898 01756 41S QD 52086 01792 41S QD 52035 01983	
UZB-K2-04S-04247	Composite	Northwest corner of Stronghold Freedom (Hard billets, WTP, laundry)	41S QD 51758 02489 41S QD 51727 02510 41S QD 51681 02437 41S QD 51684 02538 41S QD 51732 02423	WGS-84
UZB-K2-05S-04247	Composite	SEAHuts	41S QD 51892 02618 41S QD 51980 02678 41S QD 52013 02645 41S QD 51975 02544	WGS-84
UZB-K2-06S-04247	Composite	New Gym, hard billets	41S QD 51793 02619 41S QD 51846 02587 41S QD 51886 02578 41S QD 51917 02507 41S QD 51871 02518	WGS-84
UZB-K2-07S-04247	Composite	New DFAC Site	41S QD 51849 02397 41S QD 51871 02405 41S QD 51843 02435 41S QD 51864 02457 41S QD 51901 02454	WGS-84
UZB-K2-08S-04247	Composite	North of existing DFAC	41S QD 51764 02389 41S QD 51798 02379 41S QD 51794 02402 41S QD 51724 02389 41S QD 51749 02409	WGS-84
UZB-K2-01S-04248	Composite	Southwestern most billeting area (dual use billeting and conex storage)	41S QD 51850 02017 41S QD 51846 01976 41S QD 51777 01997 41S QD 51836 02089 41S QD 51919 02056	WGS-84
UZB-K2-02S-04248	Composite	Southwestern billeting, south of 1 st Avenue	41S QD 51866 02203 41S QD 51891 02183 41S QD 51846 02127 41S QD 51758 02152 41S QD 51810 02194	WGS-84
UZB-K2-03S-04248	Composite	Western billeting, between 1 st and 2 nd Avenues	41S QD 51812 02256 41S QD 51875 02221 41S QD 51857 02269 41S QD 51749 02219	WGS-84
UZB-K2-04S-04248	Composite	MWR, area South of	41S QD 51830 02312	WGS-84

(U) (S//REL) Final Report, Occupational and Environmental Health Site Assessment, Karshi-Khanabad Airbase, Karshi, Uzbekistan, 31 August – 11 September 2004

(U) (C//REL) Table E-6. Soil Sampling Locations.

Sample Number	Sample Type	Area Description	Sample Location(s) (MGRS)	Datum
		DFAC	41S QD 51832 02375 41S QD 51798 02328 41S QD 51755 02295 41S QD 51801 02288	
UZH-K2-05S-04248	Composite	Southeastern most billeting area, fenced compound, living and working spaces	41S QD 52028 02243 41S QD 52003 02227 41S QD 51952 02184 41S QD 51983 02122 41S QD 52023 02128	WGS-84
UZH-K2-01S-04249	Composite	Southern expansion area, east side	41S QD 52948 01746 41S QD 52916 01612 41S QD 52933 01490 41S QD 52980 01501	WGS-84
UZH-K2-02S-04249	Composite	Southern expansion area, center section	41S QD 53031 01539 41S QD 53060 01635 41S QD 53085 01693 41S QD 53144 01686	WGS-84
UZH-K2-03S-04249	Composite	Southern expansion area, west side	41S QD 53271 01670 41S QD 53331 01752 41S QD 53588 01855 41S QD 53227 01867	WGS-84
UZH-K2-04S-04249	Composite	Northeast expansion area	41S QD 54097 02664 41S QD 53997 02621 41S QD 53905 02651 41S QD 53974 02710	WGS-84
UZH-K2-05S-04249	Composite	Northwest expansion area	41S QD 53470 02439 41S QD 53336 02411 41S QD 53313 02509 41S QD 53350 02546	WGS-84
UZH-K2-06S-04249	Discrete	Northwest expansion area, 6 feet deep excavation	41S QD 53444 02459	WGS-84

(U) (C//REL) Table E-7. MultiRAE Toxic Gas Monitor with 10.6 eV Photoionization Detector Industrial Hygiene Sampling Locations.

Monitoring Site	Monitoring Reason	Sample Location	Datum
ASP	Freshly excavated soil, new berm construction	41S QD 52289 01397	WGS-84
ASP	Freshly excavated soil, new berm construction	41S QD 52256 01385	WGS-84
ASP	Freshly excavated soil, new berm	41S QD 52279 01364	WGS-84

(U) (S//REL) Final Report, Occupational and Environmental Health Site Assessment, Karshi-Khanabad Airbase, Karshi, Uzbekistan, 31 August – 11 September 2004

(U) (C//REL) Table E-7. MultiRAE Toxic Gas Monitor with 10.6 eV Photoionization Detector Industrial Hygiene Sampling Locations.

Monitoring Site	Monitoring Reason	Sample Location	Datum
	construction		
ASP	Freshly excavated soil, new berm construction	41S QD 52418 01126	WGS-84
ASP	Freshly excavated soil, new berm construction	41S QD 52442 01153	WGS-84
ASP	Location of collapsed bunker/HAS	41S QD 52346 01273	WGS-84
Engineer Cut Site	Freshly excavated soil, used for fill on base	41S QD 52735 00811	WGS-84
Solid Waste Disposal Area	Solid waste disposed of on ground surface	41S QD 53068 00435	WGS-84
Northeast Expansion Area	6 foot deep excavation pit with freshly excavated soil	41S QD 54071 02674	WGS-84
Northwest Expansion Area	6 foot deep excavation pit with freshly excavated soil	41S QD 53444 02459	WGS-84

(C//REL) Table E-8. Quest Model 2700 Impulse Sound Level Meter Monitoring Locations.

Monitoring Site	Monitoring Reason	Grid Location	Datum
Prime Power Generation Station	Large power generators	41S QD 51907 02320	WGS-84
SSA Refrigeration Trailer Area	Power generator located on far eastern end of trailers	41S QD 52214 02673	WGS-84
Dining Facility Refrigeration Trailer Area	Power generator located on far northern end of trailers	41S QD 51730 02369	WGS-84

~~DECLASSIFIED SECRET//REL USA, AUS, CAN, GBR, NZL//X1~~
(U) ~~(C//REL)~~ Final Report, Occupational and Environmental Health Site Assessment, Karshi-Khanabad Airbase, Karshi, Uzbekistan, 31 August – 11 September 2004

(U) APPENDIX F

ORIGINAL AND UPDATED VISUAL SITE INSPECTIONS

MCHB-TS-RDE (40-5f)

4 September 2004

INFORMATION PAPER

SUBJECT: Visual Inspection of Karshi-Khanabad (K2) Airbase, Karshi, Uzbekistan

1. (U) ~~(S)~~ PURPOSE.

a. (U) ~~(S)~~ To provide the Coalition Forces Land Component Command (CFLCC) Force Health Protection (FHP) Officer with feedback from a visual site inspection of K2 Airbase. The CFLCC FHP Officer will use this feedback to support an upcoming K2 Airbase master planning meeting to be conducted on 9 September 2004, with an emphasis on potentially expanding the airbase to accommodate up to 8,000 personnel.

b. (U) The feedback provided by this paper includes recommendations from previous USACHPPMEUR Deployment Occupational and Environmental Health Surveillance (DOEHS) reports of K2 Airbase, the current status of these recommendations, and qualitative information on potential occupational and environmental health threats in possible expansion areas of K2 Airbase.

2. (U) ~~(S)~~ FACTS.

a. (U) The following recommendations were made in previous USACHPPMEUR DOEHS reports of K2 Airbase:

(1) (U) The following controls should be implemented in order to minimize the operational occupational and environmental health risk from air: Areas of identifiable contamination should be avoided if possible. Potential sources of elevated air concentrations should be mitigated by covering with soil or other appropriate measures if desired. Dust masks should be worn during periods of high wind or other conditions that could produce elevated levels of PM₁₀. Active dust control measures should continue.

(2) (U) Continue to monitor all media in order to detect changes from the current baseline conditions, document exposures, and determine the effectiveness of the risk control practices.

(3) (U) The operational OEH risk assessment should be updated as additional sampling data become available.

(4) (U) Radiological Survey. No radiological precautions are required for the general population stationed at Stronghold Freedom. Keep Site 1 as a posted "Off Limits" area. Personnel should not enter the Site 1 area unless required by mission. Ensure that all personnel who enter this area wash hands and tools upon leaving the site. Respiratory protection is not necessary for personnel entering this site as long as dust exposure is controlled.

(5) (U) Ambient Air Quality. Minimize airborne particulate concentrations, particularly dust, dirt, and vehicle or equipment emissions. These methods can include, but are not limited to,

(U) ~~(C//REL)~~ Final Report, Occupational and Environmental Health Site Assessment, Karshi-Khanabad Airbase, Karshi, Uzbekistan, 31 August – 11 September 2004

paving or placing rock along uncovered road and trails, aggressively watering down or capping uncovered areas, and instituting policies in order to minimize disturbances of soil (e.g. digging) and traffic along dirt roads.

(6) (U) Drinking Water Quality. Inform personnel that their drinking water is safe for potable and non-potable purposes. This will ensure personnel are drinking adequate amounts of drinking water in order to prevent heat injuries.

(7) (U) Soil.

(a) (U) Minimize digging, particularly in areas known to contain fuel contaminated soil. Continue to prohibit digging without a permit in risk communication efforts, along with recommendations for personal protective equipment when manual digging must be done.

(b) (U) When digging must be done, back fill the resulting hole or trench at the earliest opportunity. If digging is to be done manually, then the following personal protective equipment is recommended:

(i) (U) Half- or full-face respirator with organic vapor cartridge and HEPA filter. The M40 mask meets this requirement. If the M40 mask is used, it is recommended that the cartridge/filter be changed when the digging work is complete so that the mask will be fully functional in case of chemical agent attack.

(ii) (U) Tyvek suit with Saranac coating

(iii) (U) Nitrile gloves (or similar impermeable gloves)

(iv) (U) Rubberized overboots

(8) (U) Asbestos. Manage undamaged roofing tiles in place. Perform any removal of damaged tiles from the 416th AEG vehicle maintenance facility and the CI/FP/JAG gazebo using a licensed asbestos removal contractor. Install non-asbestos roofing material as a replacement material. Seal the asbestos roofing tiles by spray painting the underside of the One Stop Inprocessing gazebo roof to minimize any potential asbestos fiber exposure risk to personnel.

(9) (U) Lead Based Paint. Clean all interior surfaces containing LBP with a HEPA vacuum cleaner, use soap and water to remove dust and peeling paint, collect all debris and cleaning waste in plastic trash bags and dispose of material in accordance with local regulations. Repaint surfaces with interior grade latex paint to cover/encapsulate lead based paint.

(10) (U) Noise Sources. Ban all low level flyovers of the Tent City area. Post all noise hazard areas, restrict access to areas that are known noise hazards to personnel assigned to the work site. Relocate refrigeration trailers parked at the entrance to the DFAC to an area behind the food storage and preparation area (along the interior perimeter road). Post the SSA refrigeration truck area as a noise hazard area, restrict access, and limit time spent in the area. Post the Prime Power facility as a noise hazard area and restrict access as noise levels in this area

(U) ~~(C//REL)~~ Final Report, Occupational and Environmental Health Site Assessment, Karshi-Khanabad Airbase, Karshi, Uzbekistan, 31 August – 11 September 2004

can be hazardous and permanently damaging in a very short period of time. Attenuate noise levels generated by the Prime Power facility by erecting an 8-10 foot tall Hesco barrier wall along the internal perimeter of the conex wall, the backside of HAS 18, and the area between HAS 19 and the interior berm.

(11) (U) Future Environmental Monitoring. Continue to conduct periodic respirable particulate ambient air monitoring and VOC monitoring using organic preventive medicine personnel. Coordinate with CHPPM-EUR for equipment, media, and analytical support. Collect passive radon monitors deployed throughout Stronghold Freedom and return them to CHPPM-EUR prior to September 2002.

(12) (U) Risk Communication.

(i) (U) Continue aggressive health risk communication efforts on the environmental threats identified on Stronghold Freedom to ensure personnel are aware of actual threats and appropriate countermeasures. Regular risk communication efforts will compensate for personnel turnover and provide deployed personnel with facts regarding their health, environmental health threats, and efforts undertaken to mitigate these health threats.

(ii) (U) Future Risk Communication. Continue to communicate health risks to all incoming personnel at Stronghold Freedom and provide periodic updates through the chain of command and in public forums (i.e., the post newsletter).

b. (U) ~~(S)~~ The USACHPPM SMART-PM DOEHS Team conducted a visual site inspection (VSI) of the K2 Airbase's potential expansion areas as identified by the installation Directorate of Public Works and the Base Commander. The inspection included the Ammunition Supply Point (ASP), areas from the south fence line to the emergency runway to the North, and the site of the new dining facility (DFAC) (see Appendix A).

(1) (U) ~~(S)~~ There is currently open pit burning on the South side of the fence near the ASP (vic 41S QD 52346 01273). On 1 September 2004, there was one large fire actively burning during the VSI, and on 2 September 2004 there were two smaller fires burning in the same area (see Appendix B, Figures 1 and 2). The smell of burning plastic was evident, and ash was noted blowing from the fire site over the ASP. An ambient air monitoring station measuring total suspended particulate, respirable particulate, polynuclear aromatic hydrocarbons, and volatile organic compounds has been located within the ASP. Results will be available before 1 December 2004.

(2) (U) ~~(S)~~ On 1 September 2004, the DOEHS team conducted a walk through of the current hazardous material/hazardous waste (HM/HW) storage area (vic 41S QD 52153 01404) to the East of the ASP, since ASP personnel identified the storage area as a possible expansion area of the ASP. The storage area was well kept with no evidence of large releases or spills. The containers in the area were in generally good condition.

(3) (U) ~~(S)~~ On 1 September 2004, the DOEHS team conducted a tour along the southern fence line to the limits US Personnel are allowed to travel without special permission from the

(U) (~~C//REL~~) Final Report, Occupational and Environmental Health Site Assessment, Karshi-Khanabad Airbase, Karshi, Uzbekistan, 31 August – 11 September 2004

Uzbekistan government (vic 41S QD 53842 01637). The area along the South fence is generally rolling terrain with washes or shallow ravines running from North to South. One area along the road appeared to be an open dump (vic 41S QD 53068 00435) (see Appendix B, Figures 3 and 4). There did not appear to be any hazardous material disposed at the site, and direct reading measurements collected with a MultiRAE Plus Toxic Gas Monitor (containing a photoionization detector with a 10.6 eV lamp) did not indicate ionizable gas concentrations above the detection limit. There did not appear to be any other obvious disposal or industrial areas along the South road; however, several small clusters of Uzbeki military buildings (e.g., guard towers) were noted in the area near the road. Previous use of the area is not known.

(4) (U) (~~S~~) On 1 September 2004, the DOEHS team toured the area just South of the emergency runway in the area shown in the figure. The area was generally flat and covered with vegetation, and no buildings were noted in this area other than a US military communication facility (see Appendix B, Figures 5 and 6). There did not appear to be any obvious industrial or disposal sites in the area. Previous use of the area is not known; however, cotton may have been cultivated in the area. Three composite soil samples were collected in the areas shown in the figure and will be analyzed for heavy metals, semi-volatile organic compounds, pesticides, herbicides, and polychlorinated biphenyls (PCBs).

(5) (U) (~~S~~) The installation engineers conducting construction operations in the ASP identified a cut site (vic 41S QD 52735 02811) located South of the runway (see Appendix B, Figures 7 through 9). On 1 September 2004, the DOEHS team monitored soil at the cut site, as well as soil placed into newly constructed berms at the ASP, with the MultiRAE Plus Toxic Gas Monitor, and no concentrations of ionizable gas were noted above the detection limit.

(6) (U) (~~S~~) On 3 and 4 September 2004, the DOEHS team visually surveyed the new DFAC site. No potential environmental health threats were noted using the MultiRAE Plus Toxic Gas Monitor and through visual inspection. An ambient air monitoring station measuring total suspended particulate, respirable particulate, polynuclear aromatic hydrocarbons, and volatile organic compounds has been located near this site. Soil samples were also collected from this site, and results for both the air samples and soil samples will be available before 1 December 2004.

(7) (U) (~~S~~) Direct reading ionizing radiation measurements collected with an Eberline E600 Radiac Set equipped with an SPA-9 beta/gamma probe at the ASP, the open dump, the HM/HW storage area, the cut site, and the new DFAC site were all consistent with normal background radiation levels.

Mr. [REDACTED] /MAJ [REDACTED]
[REDACTED]

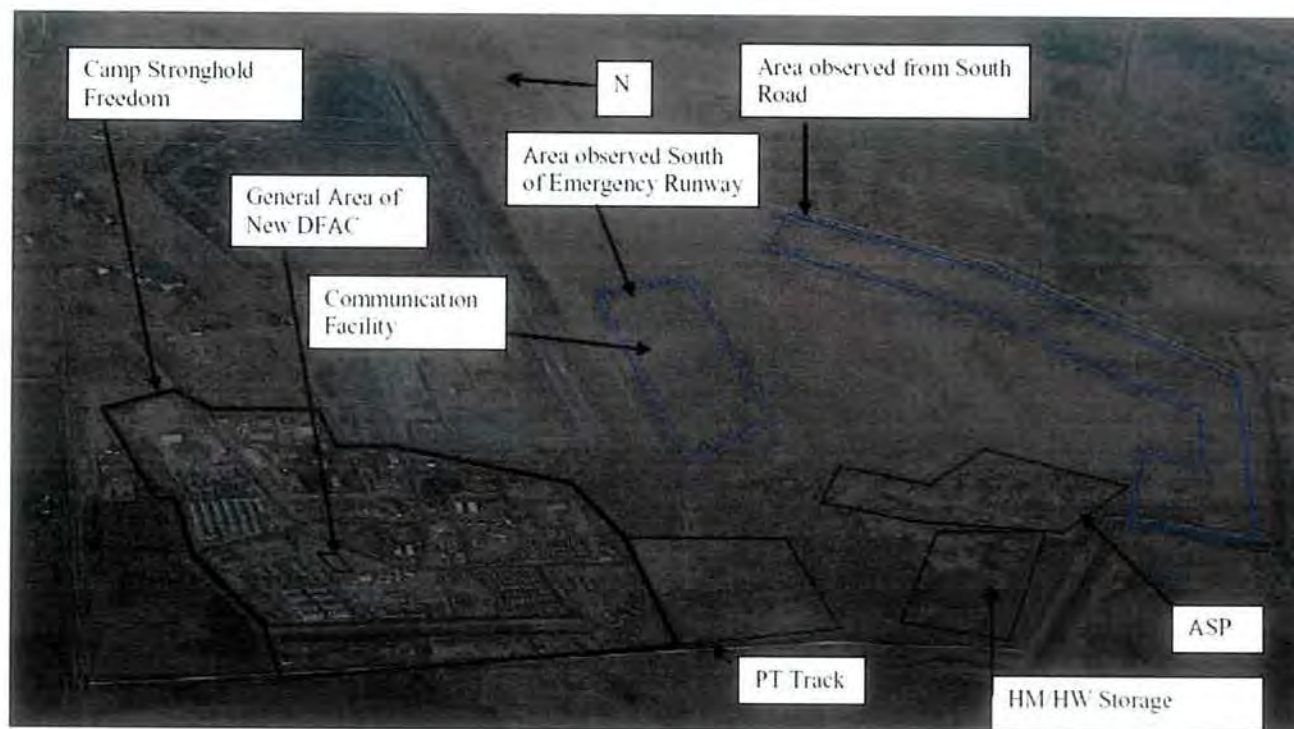
DECLASSIFIED SECRET//REL USA, AUS, CAN, GBR, NZL//X1

(U) (C//REL) Final Report, Occupational and Environmental Health Site Assessment, Karshi-Khanabad Airbase, Karshi, Uzbekistan, 31 August – 11 September 2004

(U) (S) Figure F-1, Appendix A. Original VSI

(UNCLASSIFIED) — ~~SECRET~~

APPENDIX A



Aerial Photograph of Karshi Khanabad (K2) Airbase, Karshi, Uzbekistan

APPENDIX A

(UNCLASSIFIED) — ~~SECRET~~

DECLASSIFIED SECRET//REL USA, AUS, CAN, GBR, NZL//X1

(U) ~~(C//REL)~~ Final Report, Occupational and Environmental Health Site Assessment, Karshi-Khanabad Airbase, Karshi, Uzbekistan, 31 August – 11 September 2004

(U) Figure F-2, Appendix B, Original VSI

(UNCLASSIFIED) ~~SECRET~~

APPENDIX B

Figure 1. Two open pit trash fires burning South of K2 Airbase Ammunition Supply Point (ASP) (021900DSEP04)



Figure 2. Open pit trash fire burning South of K2 Airbase ASP (021000DSEP04)



APPENDIX B

(UNCLASSIFIED) ~~SECRET~~

F-7

(UNCLASSIFIED) —~~SECRET~~—

APPENDIX B

Figure 3. View from South Road facing North



Figure 4. Open dump located along South Road (trash, sandbags, construction debris, and HMMWV parts)



APPENDIX B

(UNCLASSIFIED) —~~SECRET~~—

F-8

Figure 5. View East of the US Military Communication Site (located South of runway)




Figure 6. View West of the US Military Communication Site (located South of runway)



APPENDIX B

(UNCLASSIFIED) ~~SECRET~~

F-9

Figure 7. Engineer cut site located along South Road



Figure 8. Air monitoring using MultiRAE Plus Toxic Gas Monitor at engineer cut site



APPENDIX B

(UNCLASSIFIED) ~~—SECRET—~~

F-10

Figure 9. Radiation monitoring on newly constructed berms at K2 Airbase ASP



(U) (~~C//REL~~) Final Report, Occupational and Environmental Health Site Assessment, Karshi-Khanabad Airbase, Karshi, Uzbekistan, 31 August – 11 September 2004

MCHB-TS-RDE (40-5f)

7 September 2004

INFORMATION PAPER

SUBJECT: Updated Visual Assessment of Karshi-Khanabad (K2) Airbase, Karshi, Uzbekistan

1. (U) (~~S~~)-PURPOSE. To provide the Coalition Forces Land Component Command (CFLCC) Force Health Protection (FHP) Officer with additional feedback from a visual site inspection of K2 Airbase on 6 September 2004. The CFLCC FHP Officer will use this feedback, as well as the preliminary feedback provided on 4 September 2004, to support an upcoming K2 Airbase master planning meeting to be conducted on 9 September 2004. The emphasis of this master planning meeting is on potentially expanding the airbase to accommodate up to 8,000 personnel.

2. (U) BACKGROUND.

a. (U) The feedback provided in this information paper focuses on guidance provided by Mr. [REDACTED] of the US Army Corps of Engineers (USACE) in an e-mail message dated 3 September 2004, subject: K2 Map Areas of Possible Development. The map of K2 Airbase attached to his e-mail message serves as Appendix A of this information paper, and identifies six (6) areas of possible development:

(1) (U) The area currently within the boundaries of Camp Stronghold Freedom (referred to as Base Camp Area).

(2) (U) An undeveloped area located east of Camp Stronghold Freedom's Ammunition Supply Point (ASP) and south of the airbase's existing aircraft runway (referred to as South Area in this paper).

(3) (U) A partially developed area located east of Camp Stronghold Freedom and north of the airbase's existing aircraft runway (referred to as Northwest Area in this paper).

(4) (U) A partially developed area located east of the Northwest Area and north of the airbase's existing aircraft runway (referred to as Northeast Area in this paper).

(5) (U) A partially developed area located east of the airbase's existing emergency aircraft runway (referred to as East Runway Area in this paper). The USACE intends to construct a new runway parallel and south of the airbase's current runway (most likely in the same location as the airbase's existing emergency runway). As part of this new runway, the USACE will install a runway approach lighting system approximately 3000 feet from the landing threshold at each end of the new runway. Although US personnel are not intended to occupy this area, the USACE is interested in this area's potential occupational and environmental health threats to the construction crew.

(6) (U) A partially developed area located 1200 feet from the airbase's southern perimeter (referred to as Setback Area in this paper). The USACE may build unmanned facilities (defined as facilities containing 3 or less personnel for 6 hours/day or less) between the 600 foot setback

(U) (~~C//REL~~) Final Report, Occupational and Environmental Health Site Assessment, Karshi-Khanabad Airbase, Karshi, Uzbekistan, 31 August – 11 September 2004

and 1200 foot setback; however, the Corps will not build any manned and high occupancy facilities within the Setback Area to meet Force Protection criteria.

b. (U) Per Mr. [REDACTED] guidance, the results of this visual assessment will include subjective descriptors of each of these potential expansion areas. The visual assessment team took direct reading measurements of volatile organic compounds (VOCs) with ionization potentials less than or equal to 10.6 eV using a MultiRAE Plus[®] toxic gas monitor (equipped with a photoionization detector), as well as ionizing radiation using an Eberline E600[®] radiac set (equipped with an SPA-9 beta/gamma probe), at most of these sites and results are presented below. The team collected composite soil samples from many of these sites, as well; however, the analytical results of these samples are not expected until October or November 2004. As part of the visual assessment process, this information paper will place each of the six (6) areas identified above in one of three categories requested by Mr. [REDACTED]: can develop, can develop with some remediation, and cannot build without extensive remediation.

3. (U) (~~S~~)-FACTS.

a. (U) Base Camp Area. The US Army Center for Health Promotion and Preventive Medicine (USACHPPM) surveyed this area for potential occupational and environmental health threats in November 2001 and June 2002, and is currently conducting a follow-up survey in September 2004. The findings from the previous two (2) surveys were included in the previous information paper dated 4 September 2004, subject; Visual Inspection of K2 Airbase, Karshi, Uzbekistan.

b. (U) (~~S~~)-South Area. This area is mostly flat, rutted land covered with wild grass and populated by foxes, numerous rodents (most likely gerbils), and possibly snakes (see Appendix B, Figures 1 and 2). The area is intersected by some off-road vehicle trails and two (2) anti-wheeled vehicle trenches that run parallel to the airbase's existing aircraft runway. No waste disposal sites or previous industrial operations were noted in this area; however, the site does contain one (1) or more Uzbeki military guard posts (with armored personnel carriers) and a former US encampment (possibly a Patriot missile site), as noted by some discarded MRE pouches. The visual assessment team surveyed the area for potential radiological and VOC contamination, and no measurements above normal background concentrations were noted. The team collected three (3) composite soil samples and one (1) radiological soil sample during the assessment. Based on this visual assessment, the greatest potential environmental health threats in this area are infectious diseases transmitted by rodents, rabid foxes, and poisonous snakes.

c. (U) (~~S~~)-Northwest Area. This area is an open field located between the Uzbeki Air Force's hardened aircraft shelters (HASs) and the airbase's existing aircraft runway. At the time of the assessment, all vegetation in this field was burned off and no wildlife was present (although the area contained a large number of rodent burrows) (see Appendix B, Figures 3 and 4). No waste disposal sites or previous industrial operations were noted in this area; however, this site contained a US military-operated radar system enclosed by earthen berms to support the airbase's flight operations. A member of the 253rd Engineer Detachment excavated a pit approximately 6 feet in depth at vic 41S QD 53444 02459 to identify any potential POL contamination from the airbase's adjacent POL farm (see Appendix B, Figures 5 and 6). No

(U) ~~(C//REL)~~ Final Report, Occupational and Environmental Health Site Assessment, Karshi-Khanabad Airbase, Karshi, Uzbekistan, 31 August – 11 September 2004

visible POL contamination or VOC vapors were noted in this pit. The visual assessment team surveyed the area for potential radiological contamination, and no measurements above normal background concentrations were noted. The team collected one (1) composite and one (1) subsurface soil sample during the assessment. Based on this visual assessment, the greatest potential occupational and environmental health threats in this area are hazardous noise, as well as exhaust gases and fumes, from adjacent aircraft maintenance, taxiing, and takeoff/landing operations.

d. (U) ~~(S)~~ Northeast Area. This area is identical to the Northwest Area except that it is located on the eastern boundary of the Northwest Area. Once more, no waste disposal sites or previous industrial operations were noted in this area. A member of the 253rd Engineer Detachment excavated a pit approximately 6 feet in depth at vic 41S QD 54071 02674 to identify any potential POL contamination from the airbase's adjacent POL farm. No visible POL contamination or VOC vapors were noted in this pit. The visual assessment team surveyed the area for potential radiological contamination, and no measurements above normal background concentrations were noted. The team collected one (1) composite soil sample during the assessment. Based on this visual assessment, the greatest potential occupational and environmental health threats in this area are hazardous noise, as well as exhaust gases and fumes, from adjacent aircraft maintenance, taxiing, and takeoff/landing operations.

e. (U) ~~(S)~~ East Runway Area. This area is a former cultivated field (most likely cotton) containing two (2) parallel fence lines (one barbwire fence at the extreme end of the existing aircraft runway vic 41S QD 55220 02876 and one concrete fence along the airbase perimeter vic 41S QD 56054 03024) (see Appendix B, Figure 7). These fences are approximately 500 meters apart from one another and are perpendicular to the existing runway. A local village is located on the northeast corner of the airbase. No waste disposal sites or previous industrial operations were noted in this area; however, a number of Uzbeki military guard towers were noted along the interior of the airbase's perimeter. Based on this visual assessment, the greatest potential occupational and environmental health threats in this area are hazardous noise, as well as exhaust gases and fumes, from aircraft takeoff and landing operations.

f. (U) ~~(S)~~ Setback Area. This area is similar to the South Area except that it is located on the southern and southeastern boundary of the South Area. No previous industrial operations were noted in the area; however, a solid waste disposal site and numerous Uzbeki military guard towers were noted in this area (see Appendix B, Figure 8). The visual assessment team surveyed the area for potential radiological and VOC contamination, and no measurements above normal background concentrations were noted. Based on this visual assessment, the greatest potential environmental health threats in this area are infectious diseases transmitted by rodents, rabid foxes, and poisonous snakes.

4. (U) ~~(S)~~ RECOMMENDATIONS. These recommendations are based on visual inspections and some direct reading measurements. Results from more extensive laboratory analysis of samples collected during this survey may change the recommendations presented below.

a. (U) ~~(S)~~ Base Camp Area. Can build in all areas within the existing Camp Stronghold Freedom boundaries except at Site 1 and adjacent to the airbase's Petroleum, Oil, and Lubricants

(U) ~~(C//REL)~~ Final Report, Occupational and Environmental Health Site Assessment, Karshi-Khanabad Airbase, Karshi, Uzbekistan, 31 August – 11 September 2004

(POL) farm. Cannot build in Site 1 and areas adjacent to the airbase's POL farm without extensive remediation. Cannot conduct deep excavations between the POL farm and the Northwest corner of Stronghold Freedom without extensive remediation.

b. (U) South Area. Can build within this area; however, integrated pest management services may be required to control the rodent population. Once rodents are controlled, the foxes and poisonous snakes will not present a significant health threat due to the reduced food source.

c. (U) Northwest Area. Can build within this area; however, hazardous noise damping measures may be required to control aircraft maintenance, taxiing, and runway operation noise.

d. (U) Northeast Area. Can build within this area; however, hazardous noise damping measures may be required to control aircraft maintenance, taxiing, and runway operation noise.

e. (U) East Runway Area. Can build within this area; however, hearing protection may be required to reduce aircraft runway operation noise.

f. (U) Setback Area. Can build within this area with some remediation. The solid waste disposal site should be cleaned up, and integrated pest management services may be required to control the rodent population. Once rodents are controlled, the foxes and poisonous snakes will not present a significant health threat due to the reduced food source.

MAJ [REDACTED] /Mr. [REDACTED]
[REDACTED]

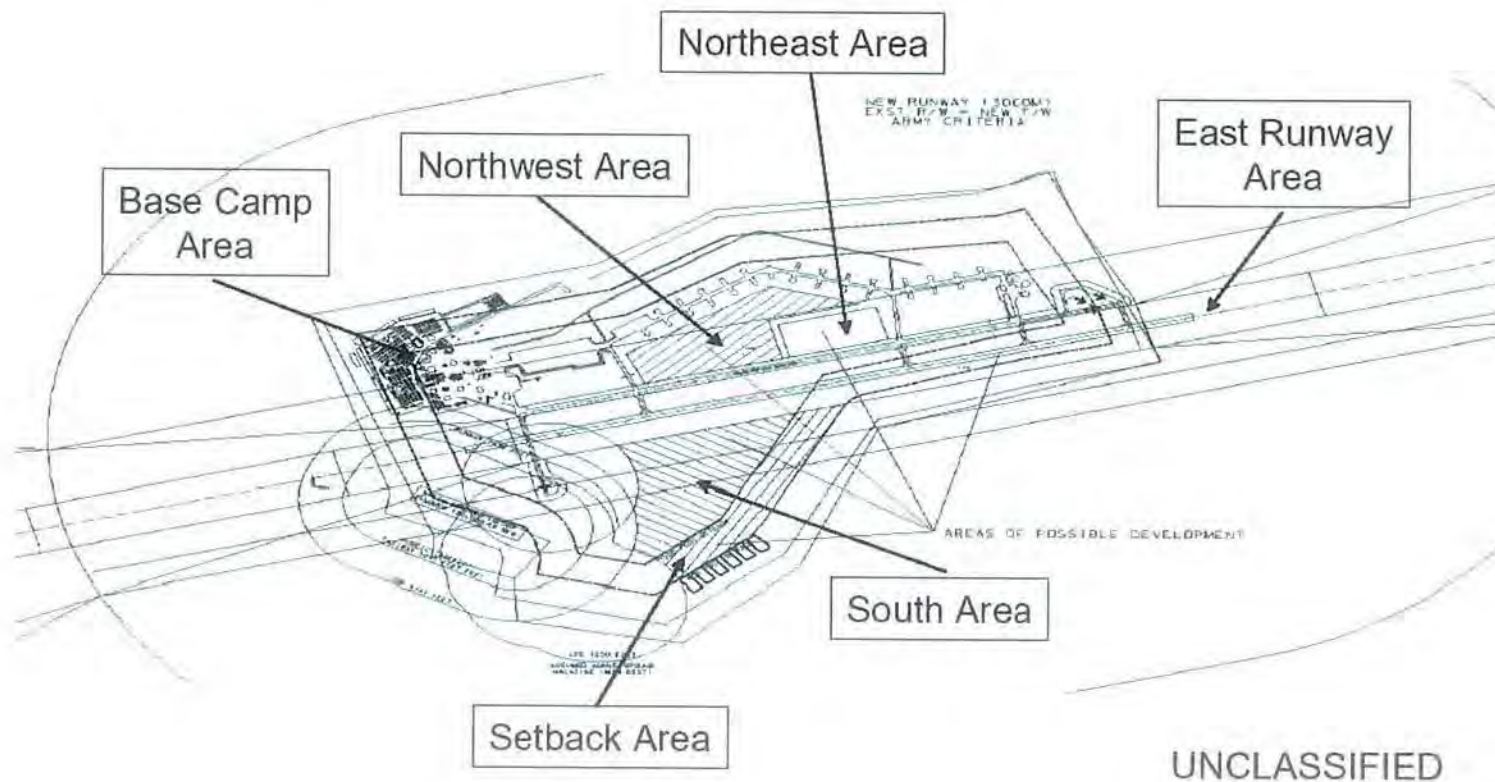
(U) (C//REL) Final Report, Occupational and Environmental Health Site Assessment, Karshi-Khanabad Airbase, Karshi, Uzbekistan, 31 August – 11 September 2004

(U) Figure F-3. Appendix A, Updated VSI

UNCLASSIFIED

APPENDIX A

K2 Airbase Proposed Expansion Areas



UNCLASSIFIED

(U) ~~(C//REL)~~ Final Report, Occupational and Environmental Health Site Assessment, Karshi-Khanabad Airbase, Karshi, Uzbekistan, 31 August – 11 September 2004

(U) Figure F-4. Appendix B, Updated VSI
UNCLASSIFIED

APPENDIX B

Figure 1. East view of South Area with anti-wheeled vehicle trench in foreground.



Figure 2. Rodent burrow located in South Area.



1

UNCLASSIFIED

F-17

Figure 3. West view of Northwest Area with burned off vegetation in foreground.



Figure 4. View of rodent burrow in Northwest Area.



Figure 5. View of POL farm located on Uzbeki Air Force portion of K2 Airbase.



Figure 6. View of 6-foot excavation pit dug in Northwest Area by 253rd Engineer Detachment.



UNCLASSIFIED

Figure 7. Southeast view of East Runway Area with barb wire fence in foreground.



Figure 8. Solid waste disposal area located in Setback Area.



4

UNCLASSIFIED

F-20