

# Center for American Progress Action Fund



**Daniel J. Weiss**  
**Senior Fellow**  
**Center for American Progress Action Fund**

**Testimony on**  
***“Does President Obama Really Support an ‘All-of-the-Above’ Energy Strategy?”***

**House Committee on Oversight and Government Reform**  
**2154 Rayburn House Office Building**  
**May 31, 2012**

Chairman Issa, Ranking Member Cummings, and members of the committee, thank you very much for the opportunity to testify today.

I am Daniel J. Weiss, a Senior Fellow at the Center for American Progress Action Fund, a tax-exempt organization dedicated to improving the lives of Americans by transforming progressive values and ideas into policy.

The question posed for this hearing is, “Does President Obama really support an ‘all of the above’ energy strategy?”

What is an “all of the above” energy strategy? To most Americans, it means we must do three things:

- Develop the energy resources of today while using less of them.
- Invest in the new, cleaner technologies of tomorrow.
- Reduce the public health threat from pollution generated by producing and burning coal, oil, and natural gas.

President Obama, employing the tools provided to him by the 110<sup>th</sup>, 111th and previous Congresses, has accomplished all of these goals. The United States is producing more oil and gas from private and federal lands. We are importing and using less oil. We are investing in efficiency, wind, solar, and other new technologies of the future. And the administration’s reductions in smog, acid rain, and toxic air pollutions will [prevent up to 45,000 premature deaths annually](#).

**Let’s review the record that demonstrates that President Obama is successfully pursuing an “all of the above” energy strategy.**

## **Develop the energy resources of today**

### **Oil and gas production is up**

There has been a lot of rhetoric about this topic that has crowded out the record. The truth, however, is that the United States is producing more oil while using and importing less. Here are some facts on oil and gas production:

- U.S. oil production is at its highest rate since 1998. The Energy Information Administration [predicts](#) that it will reach 6.2 million barrels/day by the end of this year.
- Oil production from federal lands and waters is higher. The [Energy Information Administration, or EIA](#), determined that in 2011 the United States generated 3.7 quadrillion BTUs of energy from crude oil produced from federal lands and waters compared to 3.3 quadrillion BTUs in 2008—a 12 percent increase in production.

- The [EIA](#) determined that natural gas production in the United States increased by 15 percent between 2008 and 2011, with a record 24.2 trillion cubic feet of natural gas production last year.
- According to Bureau of Labor Statistics data, there were [75,000 more oil and gas jobs in 2011 compared to 2009](#).

Additionally, a [National Journal](#) poll of 1,004 adults found significant bipartisan support for banning or regulating hydraulic fracking that produces shale gas. A majority (53 percent) supported an “increase [in] regulation of fracking to protect the environment, but NOT ban it,” while 15 percent wanted to “ban fracking altogether because it’s not safe for the environment.”

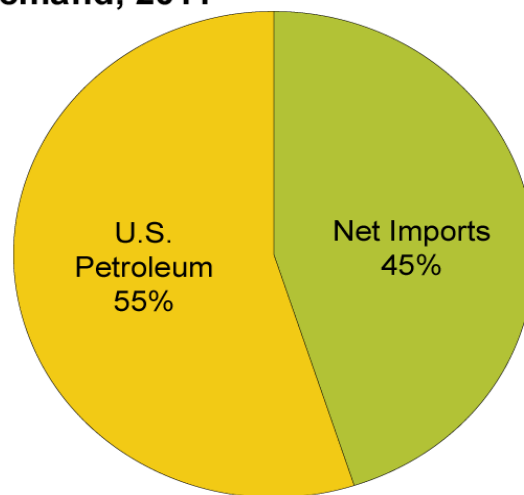
Only one-quarter of poll subjects wanted to “reduce regulation of fracking to encourage more natural gas production.” A [clear majority – 55 percent -- of Republicans](#) wanted either a fracking ban or more regulation; only 41 percent of Republicans wanted to reduce regulation on fracking.

### Oil use and imports are down

As stated above, the United States is using and importing less oil. This has reduced the transfer of income to other countries too. U.S. oil consumption is down by 1 percent between 2008 and 2011, according to [EIA data](#). [Expenditures on foreign oil](#) were \$4.5 billion lower in 2011 than in 2008, even though oil prices were higher.

In 2011 the United States imported only 45 percent of oil—the lowest rate since 1997. In 2008 we [imported 57 percent of our oil](#), according to the EIA.

**Net Imports and Domestic Petroleum as Shares of U.S. Demand, 2011**



Note: U.S. Petroleum includes balancing item.

Source: U.S. Energy Information Administration, *Monthly Energy Review*, Table 3.3a (March 2012), preliminary data.

President Obama also [modernized fuel economy standards](#) for the first time since 1987. After the implementation of the second round of improvements in 2025, the United States will use [2.2 million](#) fewer barrels of oil per day, and drivers will save \$8,000 per car in lower gasoline purchases.

Because of the fuel economy standards that will take effect from 2011 to 2016, the [EIA predicts](#) that passenger (light duty) vehicle miles traveled will increase by 16 percent from 2009 to 2019, while oil use will increase by only 3 percent. This does not include the proposed standards that will further modernize fuel economy between 2017 and 2025.

In addition to saving oil, domestic biofuels will provide nearly 1 million barrels of fuel per day in 2012, according to the [EIA](#).

Investments in buses, subways, and trains can also reduce our dependence on oil and create jobs. Public transportation saves [4.2 billion gallons of gasoline annually](#). Every \$1 billion of investment in public transportation supports 36,000 jobs.

### **Big Oil companies make record profits due to high prices**

High oil and gasoline prices increase oil company profits, and oil prices averaged a near-record \$103 per barrel in 2011. It's little surprise, then, that the [big five oil companies](#)—BP, Chevron, ConocoPhillips, ExxonMobil, and Royal Dutch Shell—made a combined record profit of \$137 billion last year. And from 2001 to 2011, these companies made more than [\\$1 trillion in profits](#) (2011 dollars). These same [five companies made \\$33.5 billion](#)—or \$368 million per day—in the first quarter of 2012.

Although these companies made hundreds of billions of dollars in profits, four of the five are producing *less* oil. Between 2006 and 2011 these [five companies produced 12 percent fewer barrel of oil](#).

## Big Oil pumps out fewer barrels despite higher profits

Annual worldwide liquid fuels production by the big five companies, 2006–2011, millions of barrels per day

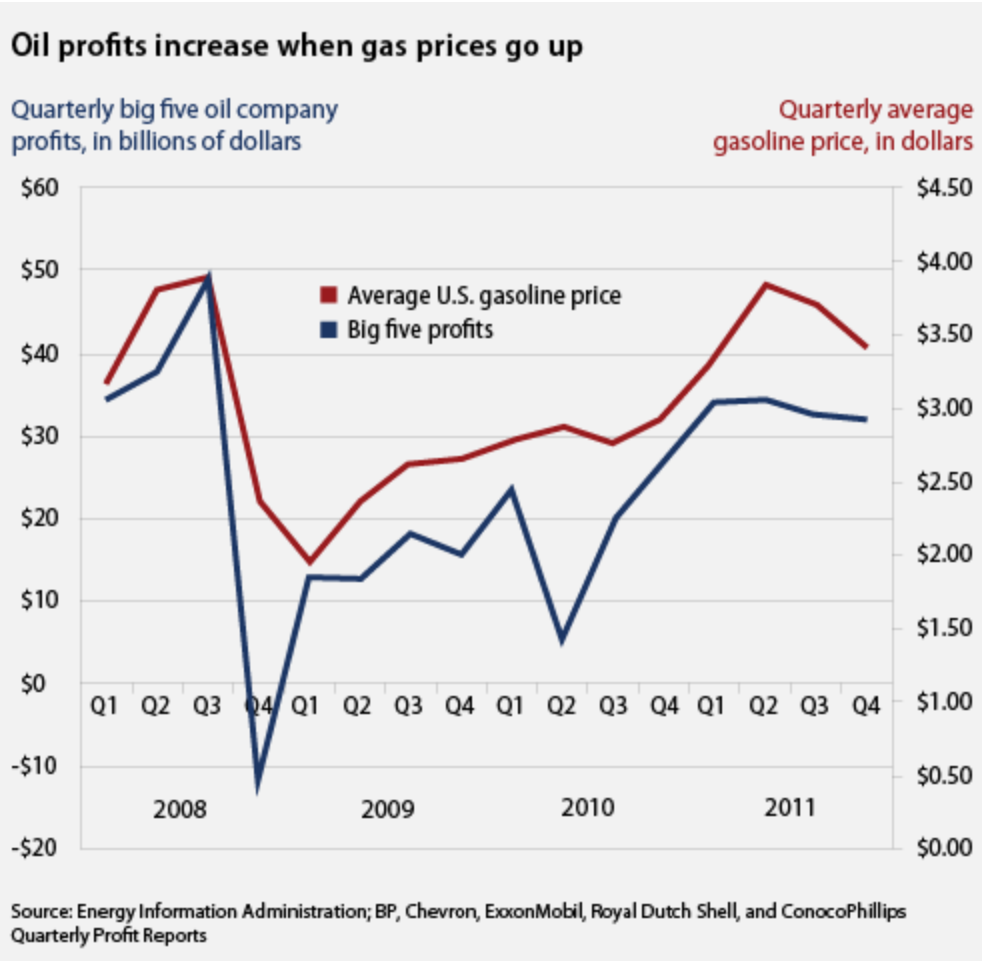
Year	BP	Chevron	ConocoPhillips	ExxonMobil	Shell	Total
2006	2.48	1.73	1.11	2.68	2.03	10.03
2007	2.41	1.76	0.98	2.62	1.82	9.59
2008	2.40	1.65	0.92	2.41	1.69	9.07
2009	2.54	1.85	0.97	2.39	1.68	9.41
2010	2.37	1.92	0.91	2.42	1.71	9.34
2011	2.16	1.85	0.80	2.31	1.67	8.78

### Percent change in production between 2006 and 2011

2010-2011	-9%	-4%	-12%	-5%	-3%	-6%
2006 - 2011	-13%	7%	-28%	-14%	-18%	-12%

Source: BP, Chevron, ConocoPhillips, ExxonMobil, and Shell Annual Profit Reports, 2006 -2011

High oil and gasoline prices help offset these five companies' decline in production. CAP conducted an [analysis of gasoline price and big five oil company profit data](#) and found that from 2008 to 2011, every one-cent increase in the price of gasoline translated into \$200 million in profits for the big five companies, which explains why high prices increased their profits even as their oil production fell.



Also, despite their demand to open fragile, previously protected places for oil and gas production, oil and gas companies are not developing many of the leases that they already hold. The [Department of the Interior](#) recently determined that:

There are approximately 26 million leased acres offshore and over 20 million leased acres onshore that are currently idle – that is, not undergoing exploration, development, or production.

Leased areas in the Gulf of Mexico – that are not producing or not subject to pending or approved exploration and development plans – are estimated to contain 17.9 billion barrels of UTRR oil and 49.7 trillion cubic feet of UTRR natural gas.

According to a [March 2012 report](#) from the Department of Interior, “more than 70 percent of the tens of millions of offshore acres under lease are inactive.” This includes almost 24 million acres that do not have “approved exploration or development plans” in the Gulf of Mexico. This area has an estimated 11.6 billion barrels of oil and 50 trillion cubic feet of natural gas.

The [Department of Interior](#) held “three of the top five largest [lease] sales in the agency’s history” last year, while 56 percent of the public lands leased to the oil and gas industry in the lower 48 states were not producing any fossil fuels or being explored.

Lease Activity (in millions of acres)			
	Offshore	Onshore (lower 48)	Total
Total Number of Leased Acres	34.8	37.0	71.9
Number of Leased Acres that are NOT in exploration or production	25.7	20.8	46.5
Percentage of Leased Acres NOT in exploration or production	74%	56%	65%

Source: Department of Interior May 2012 report: "Oil and Gas Lease Utilization, Onshore and Offshore: Updated Report to the President"

### Big Oil companies receive billions of dollars of tax breaks

Despite their trillion-plus dollars of profits earned over the past decade due to high oil and gasoline prices, Big Oil companies still receive [\\$40 billion](#) per decade in federal tax breaks. One of these provisions—“[expensing of intangible drilling costs](#)”—originated in 1916 and costs taxpayers \$12.5 billion over 10 years.

[President George W. Bush](#), a former oil man, actually supported the elimination of Big Oil tax provisions in 2005 because they were unnecessary. He said:

I will tell you with \$55 oil, we don’t need incentives to the oil and gas companies to explore. There are plenty of incentives. What we need is to put a strategy in place that will help this country over time become less dependent.

## Big Oil's tax break defense is full of holes

Big Oil companies and the American Petroleum Institute, or API—their lobbying arm—have misleading or wrong defenses for these tax breaks.

**Rhetoric:** “The industry receives not ONE subsidy, and it is one of the largest contributors of revenue to our government of any industry in America.” — [Jack Gerard, API president and CEO](#), February 23, 2012

**Record:** Numerous Republican leaders have noted that a tax break is the same as a direct government or subsidy, in a different form. This includes former President Ronald Reagan’s chief economic advisor, Martin Feldstein; former Senate Budget Committee Chair Pete Domenici (R-NM); House Ways and Means Committee Chair Dave Camp (R-MI); and Speaker of the House John Boehner (R-OH).

- Feldstein: “These tax rules — because they result in the loss of revenue that would otherwise be collected by the government — are equivalent to direct government expenditures.”
- Domenici: “Many tax expenditures substitute for programs that easily could be structured as direct spending. When structured as tax credits, they appear as reductions of taxes, even though they provide the same type of subsidy that a direct spending program would.”
- Rep. Camp: “‘Tax expenditures’ [are] provisions that technically reduce someone’s tax liability, but that in reality amount to spending through the tax code.”
- Rep. Boehner: “What Washington sometimes calls tax cuts are really just poorly disguised spending programs.”

**Rhetoric:** “Raising taxes will not lower energy prices for American families and businesses — in fact, the Congressional Research Service says this plan could cause gasoline prices to go higher.” — [Jack Gerard, API president and CEO](#), March 26, 2012

**Record:** A May 2011 Congressional Research Service memo, “Tax Policy and Gasoline Prices,” to Senate Majority Leader Harry Reid (D-NV) determined that eliminating tax breaks for Big Oil companies would have little impact on the price of gasoline. Here is a summary of CRS’s conclusion of the impact of eliminating specific tax breaks for Big Oil:

Section 199: With current prices at, or near, \$100 per barrel in the United States, it is unlikely that firms will slow production, or close wells with the loss of the Section 199 deduction.

Intangible drilling costs: The Wood MacKenzie study did not conclude that U.S. gasoline prices would be affected by the tax changes.



Dual Capacity Rules: [Elimination of] this provision...should have no effect on the firms output or pricing decisions, and therefore no effect on the price of gasoline.

General Considerations: The total expected tax revenues are only 5% of the earnings of the five largest firms in the industry and a smaller percentage of the total industry.

**Rhetoric:** [Reducing or eliminating](#) these tax breaks will reduce oil production or cost jobs.

**Record:** Even with the tax breaks, oil production and employment by the big five companies is lower. As previously noted, the big five companies produced 12 percent less oil in 2011 compared to 2006. And despite earning more than \$1 trillion in profits between 2001 and 2011, the big five oil companies have shed more than 11,000 U.S. jobs over the past few years, according to “[Profits and Pink Slips: How Big Oil and Gas Companies Are Not Creating U.S. Jobs or Paying Their Fair Share](#)” by the House Natural Resource Committee Democrats.

**Rhetoric:** [Big Oil already pays its fair share of taxes.](#)

**Record:** The biggest oil companies claim that they pay a large amount of taxes. [Reuters](#) found that they support this claim by lumping various fees, payments, and taxes together:

The industry lumps together U.S. and foreign taxes. It includes taxes that are deferred and thus not paid yet. U.S. companies must pay taxes on profits earned abroad, but they can defer these taxes until they bring the cash into the country.

Reuters also determined that in 2011, “Exxon Mobil paid 13 percent of its U.S. income in taxes after deductions and benefits in 2011, according to a Reuters calculation of securities filings. Chevron paid about 19 percent.”

And Reuters reports that ConocoPhillips paid an effective federal tax rate of 18 percent last year. These tax rates, Reuters [concludes](#), are “a far cry from the 35 percent top corporate tax rate.”

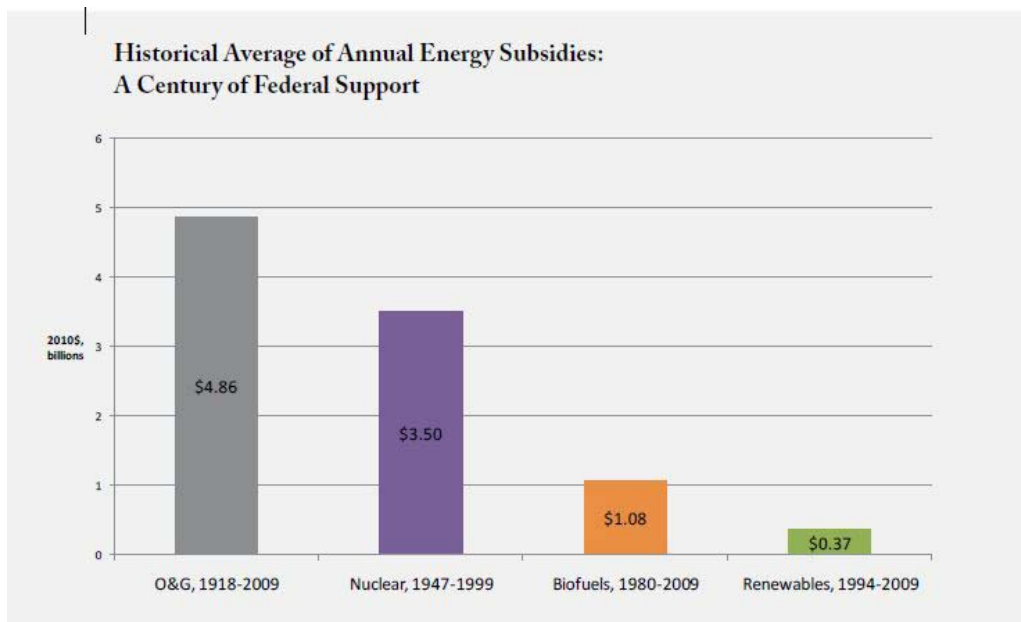
To further put this into perspective, the average American household paid an [effective federal tax rate](#) of 20 percent in 2007, the last year for which data are available.

## **Big Oil receives far more subsidies than renewables**

Despite Big Oil’s trillions of dollars of earnings, and billions of dollars of tax breaks dating back 100 years, some Big Oil allies claim that these companies need these tax breaks. Meanwhile, important incentives to invest in clean, emerging renewable technologies are under attack. For example, the production tax credit for wind energy will expire at the end of this year. Its demise [threatens 37,000 jobs](#). In addition, it would surrender the growing market for clean tech to our economic competitors.

It is important to note that Big Oil and nuclear energy have received vastly more federal assistance than wind, solar, and other renewable energy sources. According to a [DBL Investors analysis](#) from 2011:

In inflation adjusted dollars, nuclear spending averaged \$3.3 billion over the first 15 years of subsidy life, and O&G subsidies averages \$1.8 billion, while renewables averaged less than \$0.4 billion. ... federal incentives for early fossil fuel production and the nuclear industry were much more robust than the support provided to renewables today.



Source: DBL Investors, "What Would Jefferson Do?"

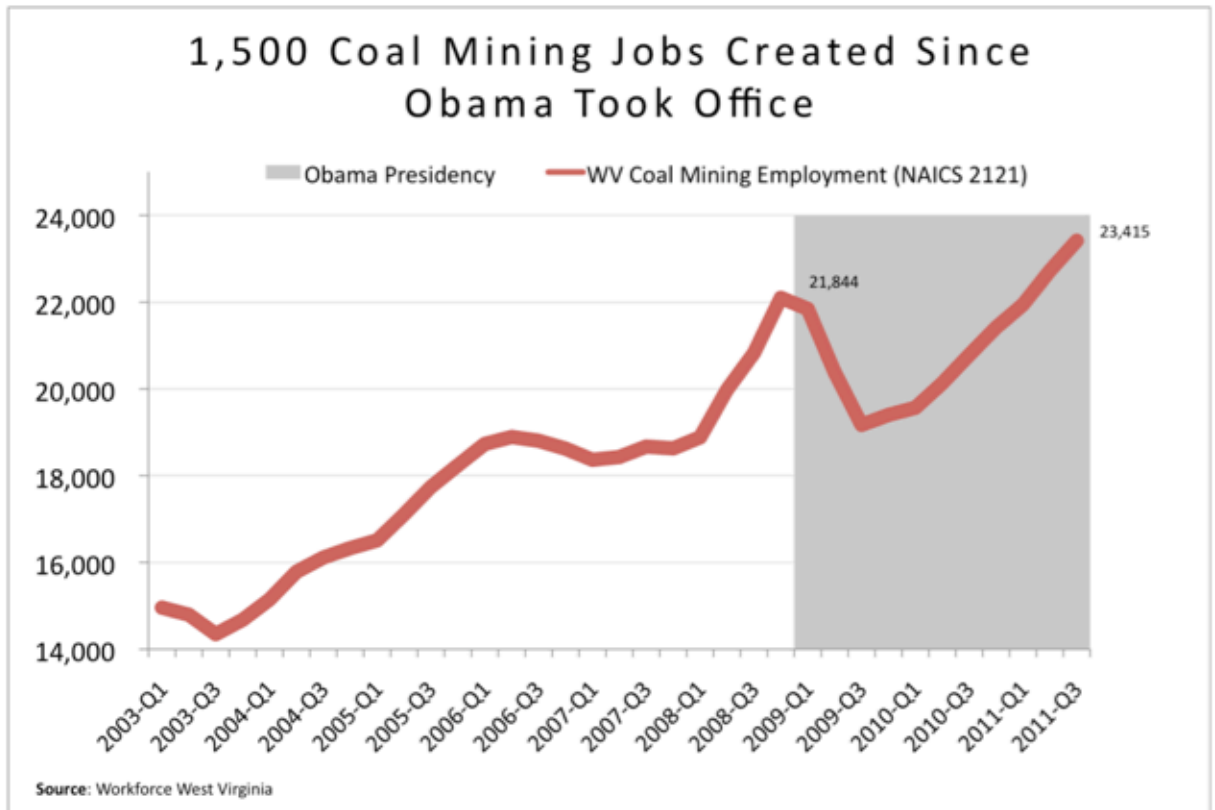
### First new nuclear reactors approved in 30 years

The [first two new nuclear reactors](#) in a generation were approved in February 2012 at Plant Vogtle in Waynesboro, Georgia. [Two more reactors in South Carolina](#) were approved in March. The Georgia reactors are in the process of receiving a federal loan guarantee from the Department of Energy.

### Coal mining jobs are up

Coal companies, some utilities, and the coal industry's lobbying arm claim that there is a so-called "War on Coal" because the Environmental Protection Agency is requiring power plants to reduce their pollution (see below for more details). Despite their [high profits](#), these companies want to avoid reducing their smog, acid rain, toxic, and carbon pollution.

This alleged war is little more than a myth. Coal employment has been growing. The U.S. Mine Safety and Health Administration reports that there were more [coal miners employed](#) in the United States in 2011 since [1997](#), and nearly [3 percent more](#) compared to 2008. This includes more miners in 2010 in Pennsylvania and Virginia, according to the [Energy Information Administration](#). There are also [1,500 more coal miners in West Virginia](#) since President Obama took office, according to the West Virginia Center on Budget & Policy.



Coal production in Colorado and Utah [rose 25 percent](#) in the third quarter of 2011 compared with the same period in 2010. Craig, Colorado, “a northwest Colorado town based on an economy powered largely by the surrounding county’s coal mines, is doing relatively well, according to the mayor,” reported [Politico](#). Mitt Romney gave a speech there about the economy on Tuesday May 29, 2012.

There has been a reduction in coal production over the last several years, but protecting children’s health isn’t the reason. The [West Virginia Gazette](#), however, reports that coal companies “have most frequently cited competition from low natural gas prices, a warm winter and the sluggish economy -- not tougher environmental rules -- as the central reasons for production cutbacks.”

## Invest in the cleaner technologies of tomorrow

### Investments in renewables are vital to U.S. economic competitiveness

The United States is competing with China, Germany, and other nations to produce the clean energy technologies of the future that the world will demand to reduce the carbon pollution responsible for climate change. By 2020 clean energy will be [one of the world's biggest industries](#), totaling as much as \$2.3 trillion. Of the seven strategic emerging industries [identified by China's State Council](#) as focal points for government investment in economic growth, five are related to the clean energy economy.

The growing clean energy industry is very attractive to investors. [Reuters](#) just reported that “Goldman Sachs Group Inc. plans to channel investments totaling \$40 billion over the next decade into renewable energy projects, an area the investment bank called one of the biggest profit opportunities.”

The question is whether there is a friendly or hostile economic climate in the United States that encourages Goldman Sachs and others to invest in renewable energy here at home. Opposition to incentives and other forms of government support could drive these companies to invest in other nations instead.

### Renewable electricity has nearly doubled under Obama

Under President Obama, the United States made investments in renewable energy and they are paying off. In 2011, “U.S. clean energy investment moved back ahead of China for the first time since 2008,” according to [Bloomberg New Energy Finance](#). And federal loans or guarantees are a good deal for taxpayers. For every \$100 the government lends or guarantees, [the program only costs taxpayers 94 cents](#).

Thanks to such investments, the generation of non-hydro renewable electricity will nearly double from 108 gigawatts in 2008 to 196 gigawatts in 2012, based on [EIA data](#). This includes nearly tripling wind-generated electricity and more than doubling solar electricity.

### Wind energy is a growing source of electricity

One of the fastest growing electricity sources of any kind is wind generation. According to the [American Wind Energy Association](#):

The U.S. wind industry now totals 48,611 MW of cumulative wind capacity through the end of the first quarter of 2012.

The U.S. wind industry has added over 35% of all new generating capacity over the past 5 years, second only to natural gas, and more than nuclear and coal combined.

Currently, total wind generation is enough to [power more than 12 million homes](#).

The [production tax credit](#) for wind energy, which became law in 1992, “has generated \$15 billion to \$20 billion a year in private investment over the past five years, in the process becoming one of the fastest growing U.S. manufacturing industries,” according to the [American Wind Energy Association, or AWEA](#).

### **Clean energy investments create jobs**

[Federal investments in clean energy technologies](#) beginning in 2009 “created or save[d] nearly 1 million jobs [through 2010], according to a report from the Economic Policy Institute and the BlueGreen Alliance.” The [Bureau of Labor Statistics](#) recently determined that, “In 2010, 3.1 million jobs in the United States were associated with the production of green goods and services.”

The wind industry employs 75,000 people, according to [AWEA](#). Jobs in the solar industry will grow by one-third to 124,000 between 2010 and 2012, according to the [National Solar Jobs Census 2011](#). This includes an 11 percent increase in manufacturing jobs.

### **Investments in home energy efficiency save families money**

The Department of Energy’s [Weatherization Assistance Program](#) has supported the weatherization of more than 750,000 low-income homes over the past three years. The program provides:

Energy efficiency upgrades include adding insulation, sealing ducts, and installing more efficient windows, heaters, and cooling systems -- and are lowering energy bills for low-income families across the country, supporting economic growth and creating jobs.

Weatherized homes saves the average household \$400 in lower heating and cooling bills in the first year alone by reducing energy consumption by up to 35 percent.

### **Investments in alternative transportation will save oil, create jobs**

We must also invest in alternatives to oil. Plug-in hybrids and all electric vehicles consume little or no gasoline. During their first year, the combined sales of the plug-in hybrid Chevrolet Volt and the all-electric Nissan Leaf were twice as large as the now-familiar [Toyota Prius and Honda Insight hybrids during their first year](#). It took fifteen years after its introduction for the Toyota Prius to become the [third best-selling car in the world](#) today. In March, [Chevrolet sold more Volts](#) than in any previous month. Sales in the emerging plug-in electric car market rose [323 percent](#) while auto sales rose 13.4 percent in the quarter overall.

The Volt and other innovative American oil-savings technologies require enhanced infrastructure to speed their adoption. There is a long history of government support for the infrastructure that is essential to grow pioneering technologies, from FM radio to telephones. Electric vehicles would likewise benefit from such assistance with recharging infrastructure. The [Electric Drive Vehicle Deployment Act of 2011](#), H.R. 1685, sponsored by Reps. Judy Biggert (R-IL) and Ed

Markey (D-MA), would provide financial assistance to states for the deployment of electric vehicles.

In addition to making more sophisticated electric-fueled vehicles, the United States is investing in the advanced batteries necessary to power them. In 2009 the United States had only two factories manufacturing [advanced vehicle batteries](#), producing less than 2 percent of the worldwide share. Due to investments made under the Recovery Act, battery and parts manufacturers are building 30 factories. As of January 2012 the battery program has created and saved more than 1,800 jobs—not including construction jobs—according to a [ProPublica analysis](#).

## Protect the public from pollution

Our use of coal and oil provide many essential economic and lifestyle benefits. These fuels have powered the United States to be the world's largest economy. At the same time, our reliance on coal and oil has a huge, hidden public health and economic price tag. The [National Academy of Sciences](#) concluded that combustion of these two fuels causes \$120 billion annually in economic damage due to premature deaths, asthma attacks, hospitalizations, and lost productivity. Most vulnerable to acid rain, smog, toxics, and carbon pollution are children, seniors, and the infirm.

Fortunately, it is possible to use these fuels while reducing the pollution that incurs these human and economic harms. The [Clean Air Act of 1990](#) provides the administration with tools to protect the public from these deadly air pollutants.

The Environmental Protection Agency has recently finalized rules to reduced major pollutants from power plants. In 2011 it finished the "[Cross-State Air Pollution Rule](#)," designed to protect downwind states from acid rain or smog pollution from upwind states. It requires cuts in sulfur dioxide and nitrogen oxide pollution—the ingredients of acid rain and smog. This rule will prevent up to 34,000 premature deaths and avoid 858,000 other health problems annually, including 400,000 cases of aggravated asthma. These air quality improvements will result in \$120 billion to \$280 billion in annual benefits.

Another long overdue rule the EPA recently promulgated would require coal-fired power plants to dramatically reduce the emission of mercury, lead, arsenic, and other toxic pollutants. These contaminants can cause [birth defects, brain damage, cancer, and other serious ailments](#). The EPA predicts that these reductions—which don't take effect until 2015 or 2016—will [save 11,000 lives annually](#) and prevent more than 100,000 asthma and heart attacks too. These health improvements will provide economic benefits of up to \$90 billion every year.

## More domestic production will not lower gasoline prices

High oil prices are responsible for high gasoline prices. The [Energy Information Administration](#) estimates that the cost of crude oil was [66 percent of the cost of a gallon of gas](#) in May 2012. And oil prices are set on the global market, which is controlled by the Organization of Petroleum

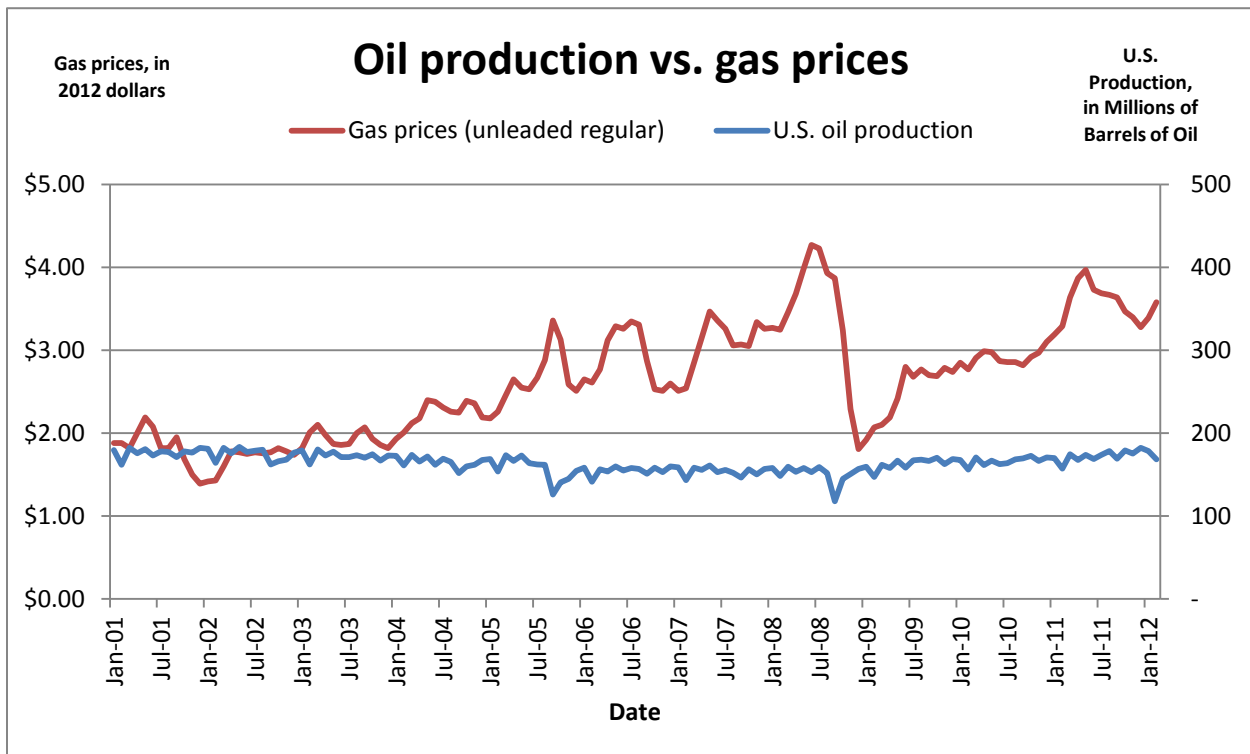
Exporting Countries, a cartel. The [Federal Trade Commission](#) found that “OPEC attempts to maintain the price of oil by limiting output and assigning quotas.”

Other nations that produce most of their oil also experienced high gasoline prices this year. For instance, Canada had high gasoline prices too. [The Edmonton Journal](#) on March 30 reported that “Canadians are paying some of the highest prices they ever have for gasoline.”

No president has much control over oil prices, as noted by the [Cato Institute](#) and a survey of economists by the [University of Chicago](#). [The Wall Street Journal](#) noted that:

Producing a lot of oil doesn't lower the price of gasoline in your country. According to the U.S. Energy Information Administration, Germans over the past three years have paid an average of \$2.64 a gallon (excluding taxes), while Americans paid \$2.69, even though the U.S. produced 5.4 million barrels of oil per day while Germany produced just 28,000.

Big Oil and their political allies claim that the expansion of oil drilling would lower gasoline prices. The [Associated Press](#) tested this hypothesis by analyzing three decades' worth of monthly oil production and gasoline price data. AP determined that there is “no statistical correlation between how much oil comes out of U.S. wells and the price at the pump.”



## House of Representatives ignores “all of the above” strategy?

This hearing is designed to examine whether the Obama administration has pursued an “all of the above” energy strategy. The record clearly shows that it has.

Unfortunately, the House of Representatives does not appear to have joined the administration in pursuit of that strategy. The [House-passed fiscal year 2013 budget resolution, H. Con. Res. 112](#), sponsored by House Budget Committee Chairman Paul Ryan (R-WI) favors fossil fuels at the expense of cleaner, new renewable energy technologies. In addition, the House has passed numerous bills that would put children, senior citizens, and the infirm at risk by blocking or delaying long-overdue safeguards to protect them from pollution. Let’s quickly look at the House’s record on “all of the above” energy:

- The FY 2013 budget proposal calls for a [\\$3 billion cut in energy programs](#) in FY 2013 *alone*. From 2013 through 2017 the Ryan budget would spend a paltry total of \$150 million over these five years on these programs—barely 20 percent of what was invested in 2012 alone.
- The [proposal](#) includes scant specifics about cuts in energy programs. Yet it explicitly calls for ending investments in programs that promote emerging technologies, which would include renewable, efficiency, advanced vehicle, and other emerging technologies:

This budget would ... [pare] back duplicative spending and non-core functions, such as applied and commercial research or development projects best left to the private sector. And it would immediately terminate all programs that allow government to play venture capitalist with taxpayers’ money.

- These cuts in energy programs could include:
  - Investments in the development of advanced batteries, essential for electric vehicles that use little or no oil.
  - [Loans to auto companies](#) to help them build super-fuel-efficient vehicles. For instance, a program signed into law by President George W. Bush provided a \$5.9 billion loan to Ford to help it build 2 million fuel-efficient vehicles annually while creating 33,000 jobs.
  - [Tax incentives](#) to encourage investment in wind and solar energy deployment, which will create electricity with little or no pollution.
- The Ryan budget would slash investments in clean energy technologies. According to the [Office of Management and Budget](#):

Clean energy programs would be cut by 19 percent over the next decade, derailing efforts to put a million electric vehicles on the road by 2015, retrofit residential



homes to save energy and consumers money, and make the commercial building sector 20 percent more efficient by 2022.

- The House budget retains \$40 billion in tax breaks for Big Oil companies over the coming decade.
- In the first session of the 112th Congress, the House of Representatives held [209 votes to weaken public health safeguards or environmental protections](#), according to an analysis by Reps. Henry Waxman (D-CA), Ed Markey (D-MA), and Howard Berman (D-CA). There were 77 votes to weaken the Clean Air Act, including efforts to “block EPA regulation of toxic mercury and other harmful emissions from power plants” and other major sources of dangerous air pollution.
- The House has not extended the production tax credit for wind and other renewable energy sources even though the credit expires at the end of 2012. Rep. Dave Reichert (R-WA) introduced the [American Renewable Energy Production Tax Credit Extension Act](#), H.R. 3307, last November. Although it has 100 co-sponsors from both parties, it has not moved through the Ways and Means Committee or to the House floor.
- The [Electric Drive Vehicle Deployment Act](#), H.R. 1685, sponsored by Reps. Judy Biggert (R-IL) and Ed Markey (D-MA) was introduced in May 2011. It would create a “race to the top” for communities that wanted to invest in recharging infrastructure for electric vehicles. It has not been acted on, either.

## Conclusion

As stated at the beginning, an “all of the above” strategy includes increasing oil and gas production, reducing use, investing in new clean energy technologies, and protection of public health. My testimony is just a brief summary of the available evidence that conclusively demonstrates—based on the record and not rhetoric—that President Obama has successfully pursued an “all of the above” energy strategy.

Just as clearly, the House of Representatives has ignored oil use reductions, slashed investments for new clean energy technologies, and would eliminate or eviscerate public health protection from hazardous pollutants.

In particular, the House budget’s disinvestment in clean energy threatens industries and jobs in a new worldwide economy that other nations are racing to claim. Such policies wave the white flag of surrender by proposing to kill the public-private investments essential to compete with China, Germany, and other nations.

The record demonstrates that President Obama has successfully pursued an “all of the above” energy strategy that creates jobs, builds new industries, reduce families’ energy spending, and cuts pollution. Despite its rhetoric, it seems that the House of Representatives has pursued an “oil above all” strategy that would benefit big oil companies at the expense of everyone. Hopefully, the House of Representatives will pass bipartisan legislation to invest in clean

technologies, as well as join President Obama in supporting “an all of the above” energy strategy.

Committee on Oversight and Government Reform  
Witness Disclosure Requirement – "Truth in Testimony"  
Required by House Rule XI, Clause 2(g)(5)

Name: Daniel J. Weiss

1. Please list any federal grants or contracts (including subgrants or subcontracts) you have received since October 1, 2009. Include the source and amount of each grant or contract.

N/A

2. Please list any entity you are testifying on behalf of and briefly describe your relationship with these entities.


Senior Fellow,  
Director of climate strategy,  
Center for American Progress Action Fund

3. Please list any federal grants or contracts (including subgrants or subcontracts) received since October 1, 2009, by the entity(ies) you listed above. Include the source and amount of each grant or contract.

N/A

I certify that the above information is true and correct.

Signature:



Date:

5-30-12

## **Daniel J. Weiss, Center for American Progress Action Fund**

Daniel J. Weiss is a Senior Fellow and the Director of Climate Strategy at the American Progress Action Fund, where he leads the Center's clean energy and climate advocacy campaign. Before coming to American Progress, he spent 25 years working with environmental advocacy organizations and political campaigns. Weiss is an expert in energy and environmental policy; legislative strategy and tactics; and advocacy communications. Most recently, he was a senior vice president with M+R Strategic Services, where he oversaw collaborative campaign efforts by 15 major national environmental organizations working to oppose anti-environmental legislation. This included field organizers, grassroots mobilization, earned and paid media, and opinion research.

Prior to M+R Strategic Services, Weiss served for 16 years at the Sierra Club, first as a Washington representative, then as director of the Environmental Quality Program, and for the final eight years as political director. He was chief strategist and lobbyist for legislative campaigns around the Clean Air Act, the Clean Water Act, the Food Security Act, and budget bills. Weiss also designed and managed the Sierra Club's political action committee, endorsements, and \$9 million Environmental Voter Education Campaign in 2000.

A graduate of the University of Michigan with both a Bachelor of Arts and Master of Public Policy degrees, Weiss has been involved with presidential, Senate, and House campaigns across the country since he was old enough to vote. In the 1990s, Roll Call named him one of the "Fabulous 50 Political People" and Regardie's magazine listed him in the "Power 100: 100 Most Influential People in Private Washington."